

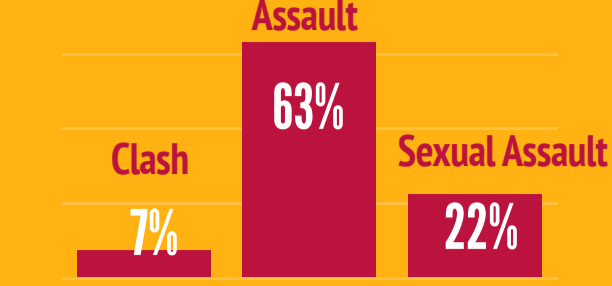
# Peacegraphics

- a BPO eNewsletter

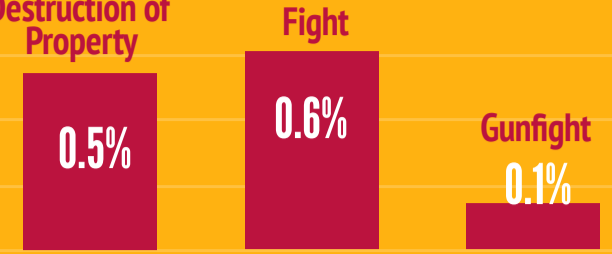
30 December 2020

Period: January-November 2020  
Mapping based on reported incidents  
(for sources, see below).

## Top 3 reported violent incidents in November 2020



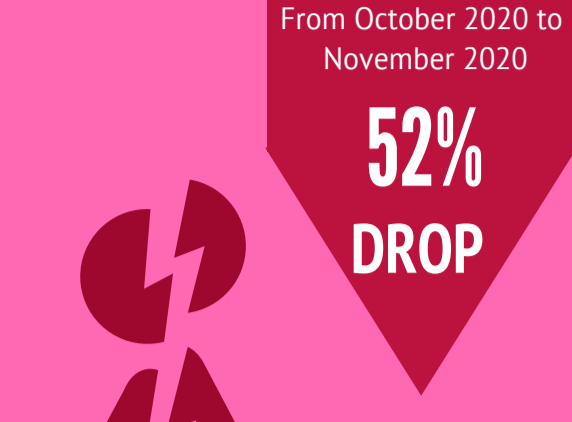
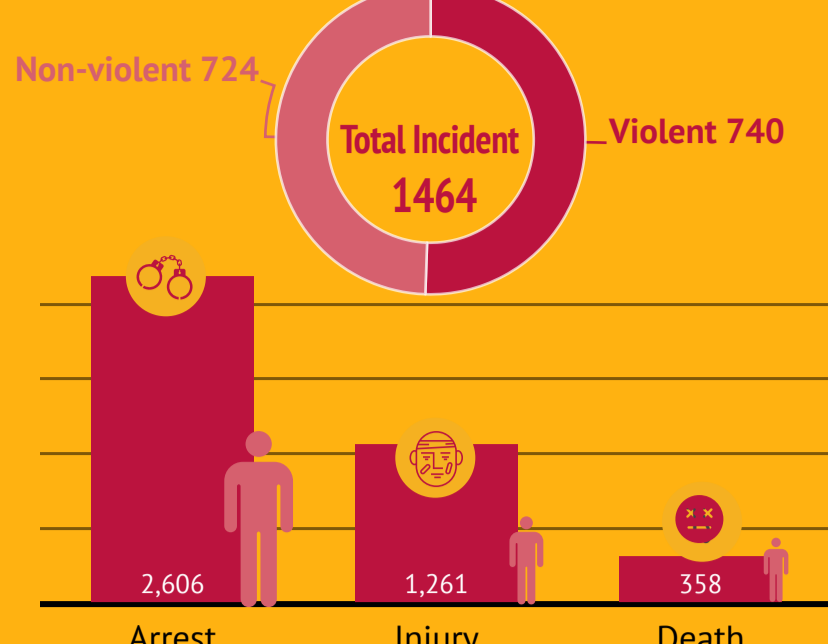
## Bottom 3 reported violent incidents in November 2020



## Incidents per 100,000 population



## Overview of the incidents in November 2020



From October 2020 to November 2020  
**52% DROP**

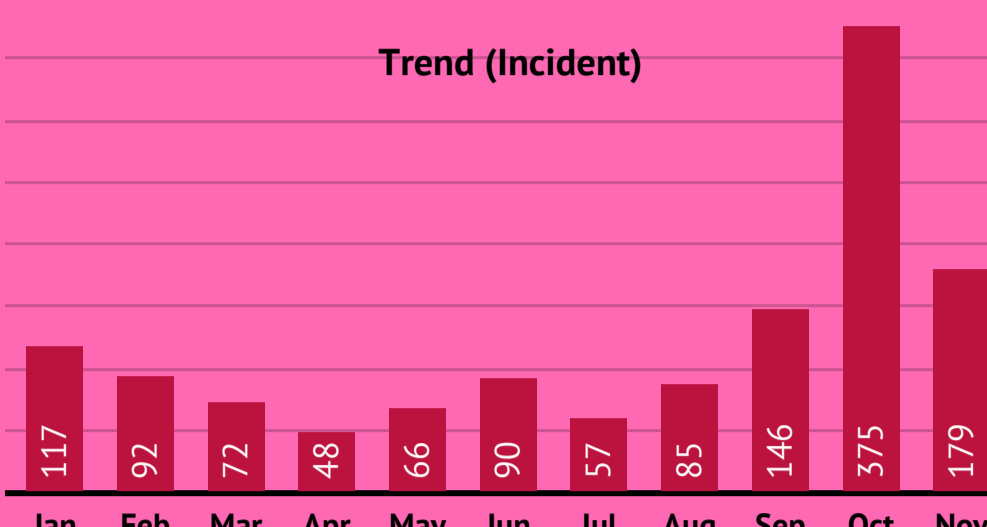
1327 Incident, 1368 Arrest, 52 Death

**Barisal has almost 2X more incident rates than other Divisions\***

The number of sexual assault decreased by 52% in November compared to October. There were 375 reported sexual assaults in October and 179 incidents reported in November.

\* Jan - Nov 2020

One Year Before & After  
November 2019: 136 Incident, November 2020: 179 Incident

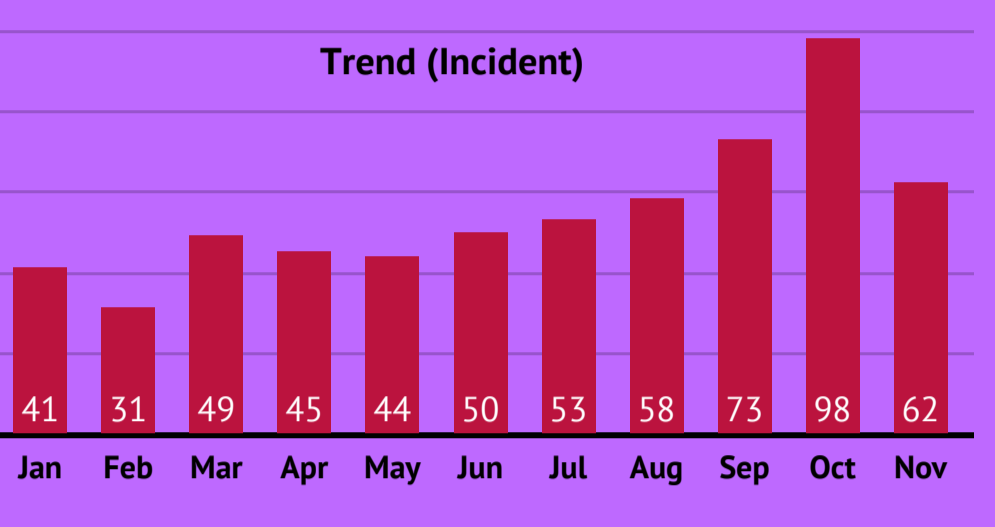


### 1 Sexual assault

One Year Before & After  
November 2019: 63 Incident, November 2020: 62 Incident

From October 2020 to November 2020  
**37% DROP**


604 Incident, 220 Injury, 369 Female Deaths, 296 Arrest



**Barisal and Rajshahi have the highest incident rates\***

Domestic and dowry related violence decreased by 37% in November since October.

\* Jan - Nov 2020



### 2 Domestic and Dowry related violence

One Year Before & After  
November 2019: 209 Incident, November 2020: 161 Incident

From October 2020 to November 2020  
**45% DROP**

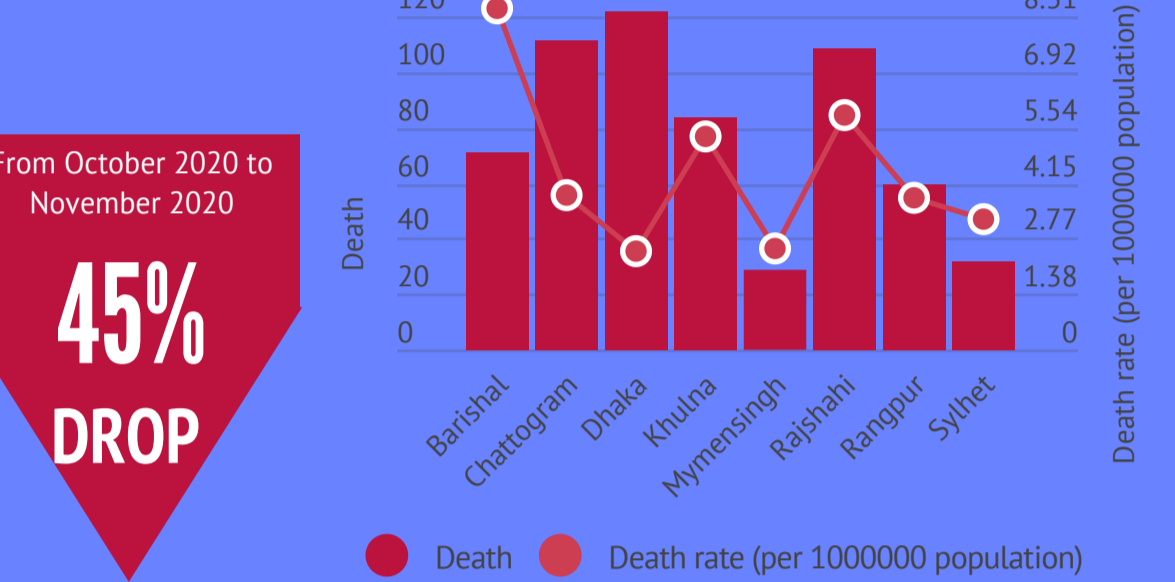
1611 Incident, 619 Death, 846 Sexual assault, 916 Injury, 1199 Arrest

**Barisal and Rajshahi & Khulna have the highest Death rates\***

The death rate is double or higher in Barisal comparing to other divisions except for Rajshahi and Khulna.

Overall, 45% decrease in incidents in November compared to October. The number was 290 in October, it became 161 in November.

\* Jan - Nov 2020

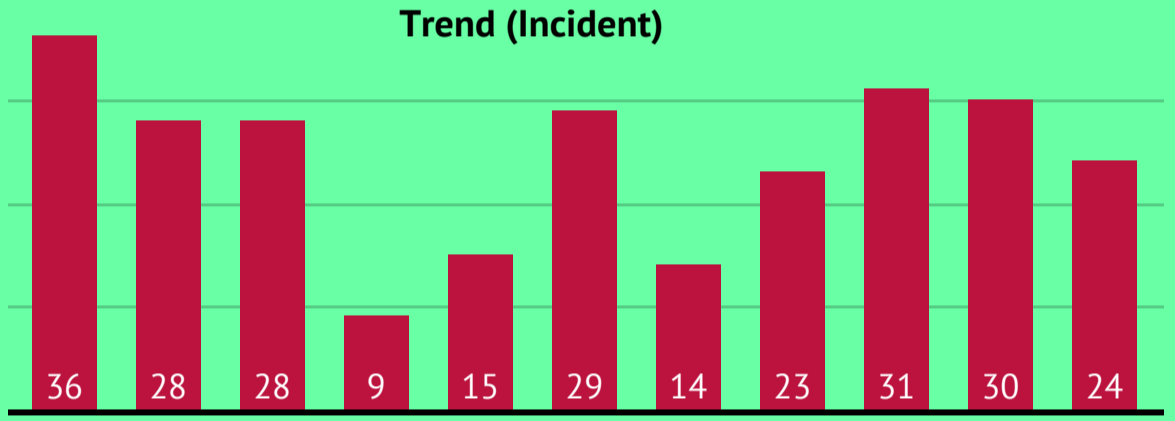


### 3 Violence against children

57% Children, 37% Man, 6% Woman  
Victims  
Jan - Nov 2020

One Year Before & After  
November 2019: 36 Incident, November 2020: 24 Incident

272 Incident, 249 Arrest, 57 Death, 110 Injury

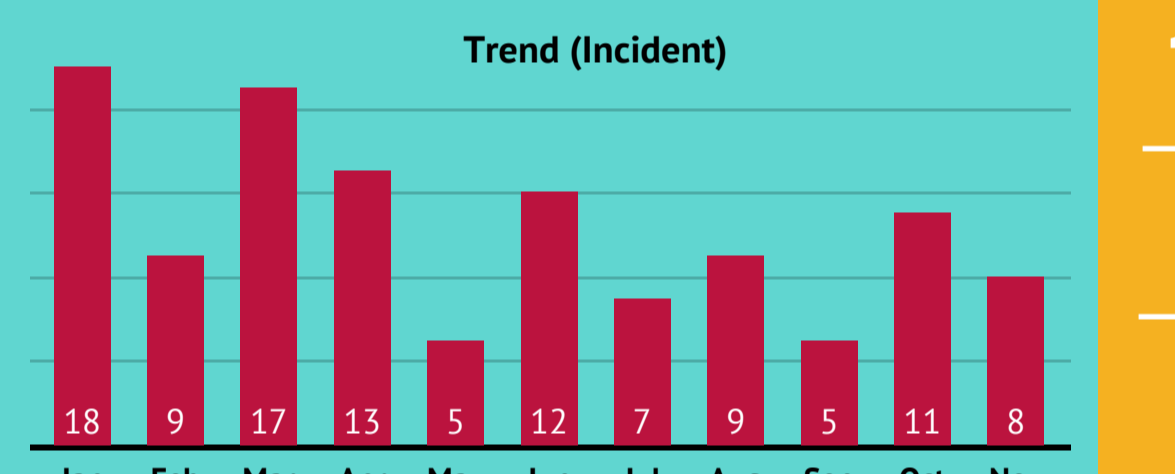


### 4 Abduction

114 Incident, 169 Arrest, 34 Death, 131 Injury

One Year Before & After  
November 2019: 6 Incident, November 2020: 8 Incident

12% Robber, 11% Thief, 11% Fraud, 11% Hijacker  
Top Victims  
Jan - Nov 2020

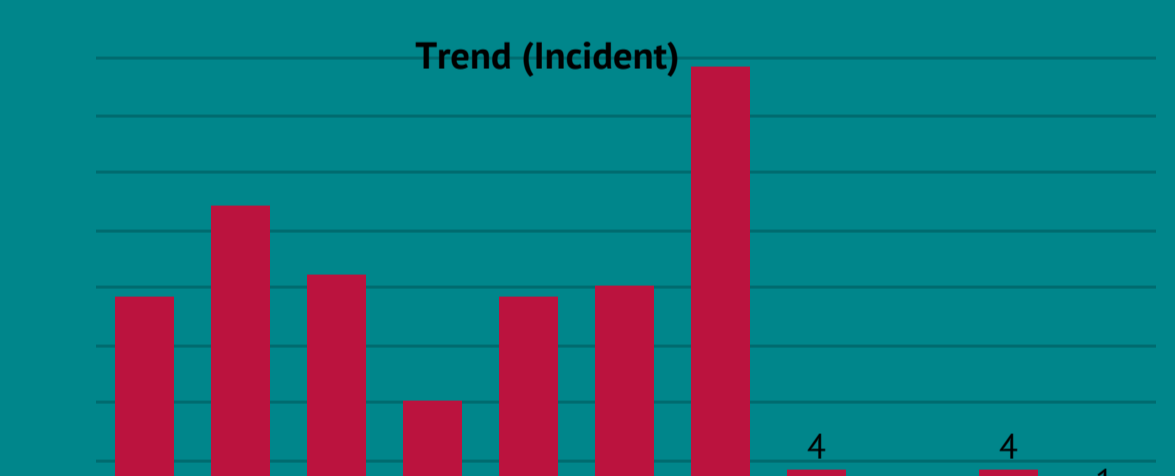


### 5 Mob Violence

Victims: Convicted criminals, Drug Peddler, Goon/ Miscreant, Hijacker, Human Trafficker, Man, Robber/ Pirate, Rohingya, Smuggler/ Illicit traders, Others

One Year Before & After  
November 2019: 21 Incident, November 2020: 1 Incident

166 Incident, 26 Arrest, 216 Death, 158 Injury

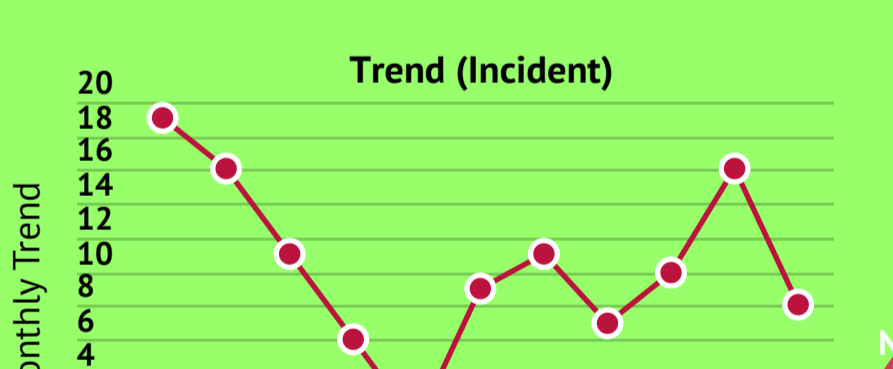


### 6 Gunfight

114 Incident, 234 Arrest, 44 Death, 23 Injury

From October 2020 to November 2020  
**50% DROP**

One Year Before & After  
November 2019: 17 Incident, November 2020: 8 Incident

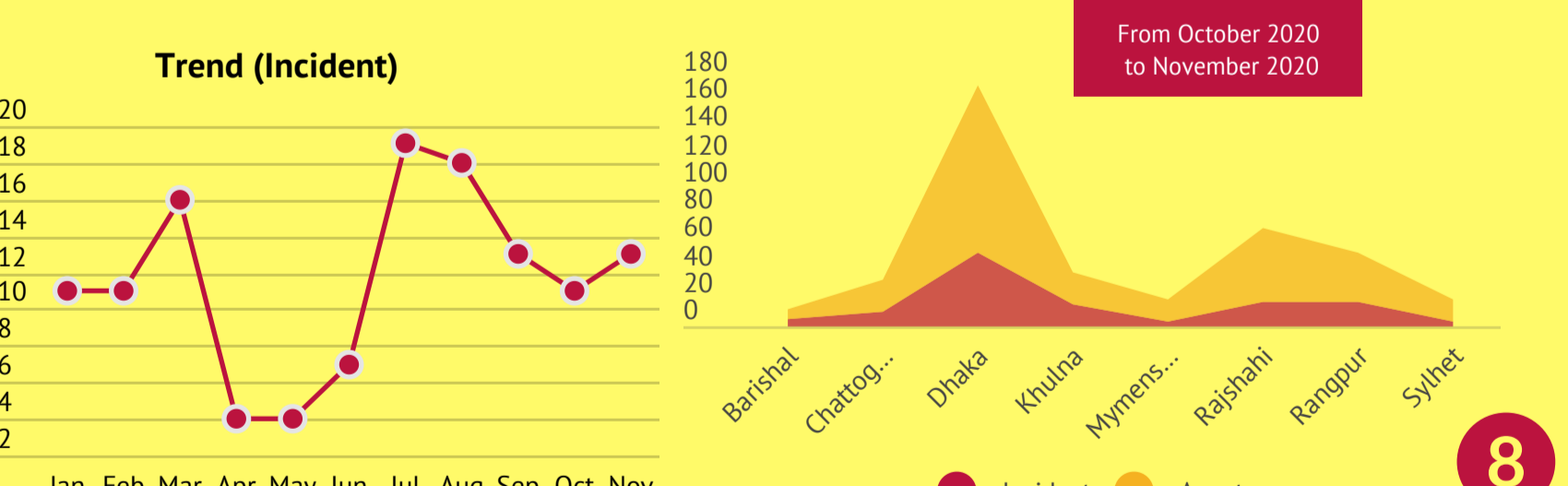


### 7 Border Issue

One Year Before & After  
November 2019: 27 Incident, November 2020: 13 Incident

From October 2020 to November 2020  
**RISE 18%**

128 Incident\*, 295 Arrest, 1 Death, 5 Injury



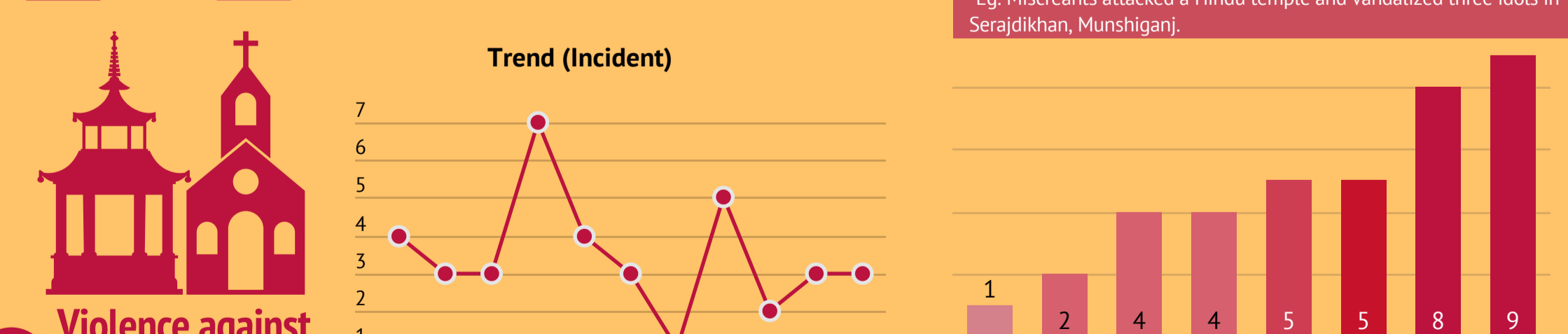
### 8 Violent Extremism

\* Includes both violent and non-violent incidents. According to BPO Codebook, "violent incidents" are those reported incidents that "involved the intentional use of physical force by an individual or group against another individual or group, in a manner that resulted or could have resulted in death, injury or any other form of physical harm to persons or property". According to BPO Codebook, "non-violent incidents" are those reported incidents that "did not involve the intentional use of physical force by an individual or group against another individual or group, in a manner that resulted or could have resulted in death, injury or any other form of physical harm to persons or property, e.g. arrest, peaceful protest, rescue, and recovery".

One Year Before & After  
November 2019: 2 Incident, November 2020: 3 Incident

38 Incident, 5 Death, 9 Arrest, 53 Injury

\* 20 temples were attacked and 32 Idols were destroyed in the last ten months.  
\*Eg. Goons ransacked a church and injured a person during the attack at Ichhachhara Khasi village in Kulaura, Maulavibazar, Sylhet.  
\*Eg. Miscreants attacked a Hindu temple and vandalized three idols in Serajdikhan, Munshiganj.

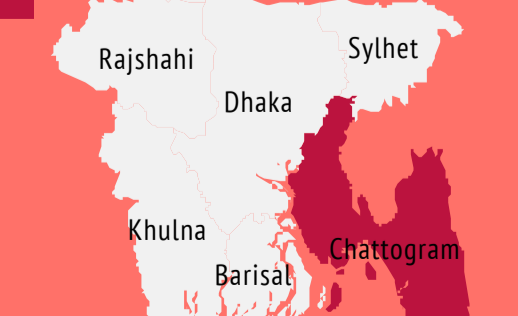
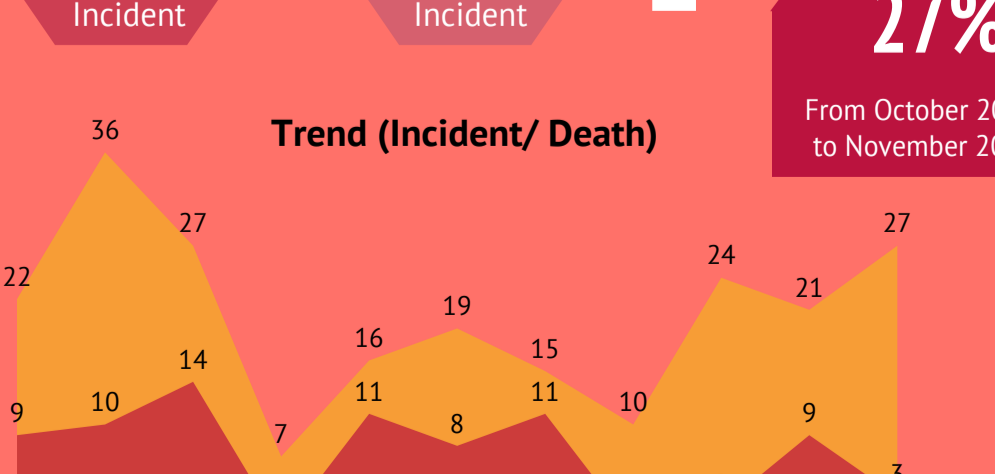


### 9 Violence against Minorities

One Year Before & After  
November 2019: 25 Incident, November 2020: 27 Incident

From October 2020 to November 2020  
**RISE 27%**

224 Incident, 722 Arrest, 77 Death, 124 Injury



### 10 Rohingya Issue

\* All other Divisions have no reported violent incidents

Sources: The Daily Star, The Daily Prothom Alo, The Daily Ittefaq, The Daily New Age, The Daily Jugantor, The Daily Bangladesh Observer, The Daily Independent, The Daily Samakal, The Daily Purbokone, The Daily Karatoa, Sylheter Dak, Aker Barta (Barishal), Aker Mymensingh, Dainik Purbanchal (Khulna), Cox's Bazar News, Cox's Bazar Journal, Teknaf News, Ukhia News.