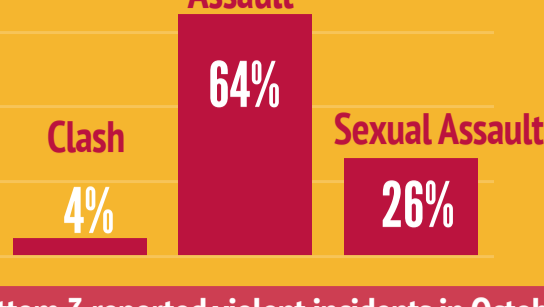


Peacegraphics

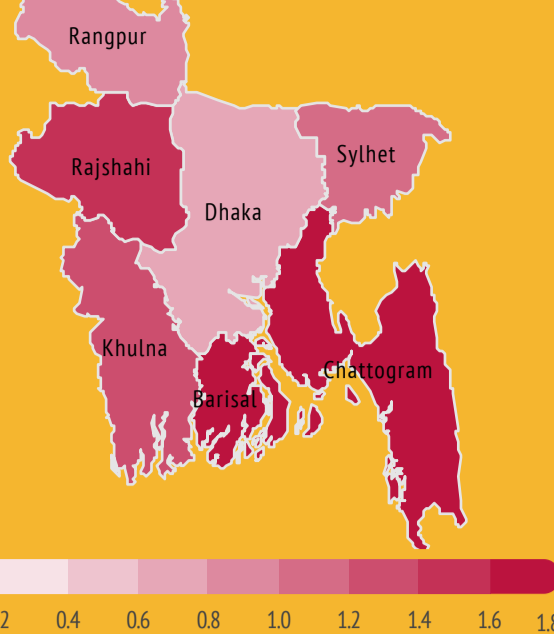
- a BPO eNewsletter
30 November 2020

Period: January-October 2020
Mapping based on reported incidents
(for sources, see below).

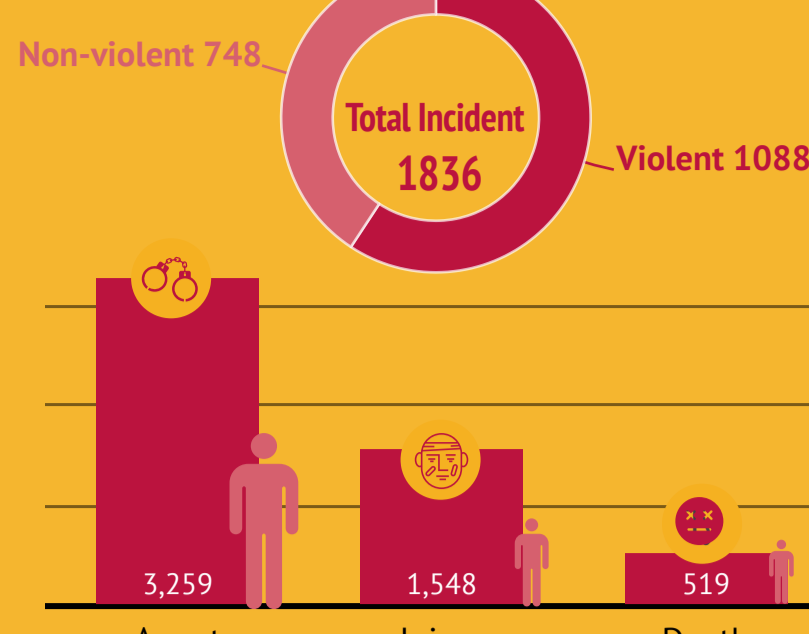
Top 3 reported violent incidents in October 2020



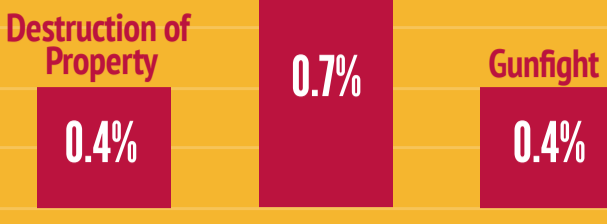
Incidents per 100,000 population



Overview of the incidents in October 2020



Bottom 3 reported violent incidents in October 2020



1 Sexual assault

157% RISE
From September 2020 to October 2020

1148 Incident, 1196 Arrest, 49 Death

Barisal has almost 2X more incident rates than other Divisions*

The number of sexual assault increased by 157% in October compared to September. There were 375 reported sexual assaults in September sharply higher than 146 incidents reported in September. * Jan - Oct 2020

One Year Before & After

October 2019: 151 Incident → October 2020: 375 Incident

Trend (Incident)

Month	Jan	Feb	Mar	Apr	May	Jun	Jul	Aug	Sep	Oct
Incident	117	92	72	48	66	90	57	85	146	375

One Year Before & After

October 2019: 57 Incident → October 2020: 98 Incident

Trend (Incident)

Month	Jan	Feb	Mar	Apr	May	Jun	Jul	Aug	Sep	Oct
Incident	41	31	49	45	44	50	53	58	73	98

34% RISE

From September 2020 to October 2020

Barisal and Rajshahi have the highest incident rates*

Domestic and dowry related violence increased by 34% in September since August. * Jan - Oct 2020

542 Incident, 199 Injury, 333 Female Deaths, 261 Arrest

2 Domestic and Dowry related violence

3 Violence against children

64% RISE
From September 2020 to October 2020

Barisal and Rajshahi have the highest Death rates*

The death rate is double or higher in Barisal comparing to other divisions except for Rajshahi.

Overall, 64% increase in incidents in October compared to September. The number was 177 in September, it became 290 in October. * Jan - Oct 2020

One Year Before & After

October 2019: 183 Incident → October 2020: 290 Incident

January-October 2020

Division	Death	Death rate (per 1000000 population)
Barisal	1450	8.25
Chattogram	580	7.5
Dhaka	734	6.75
Khulna	802	5.25
Mymensingh	1072	4.5
Rajshahi		3.75
Rangpur		3
Sylhet		2.25

4 Abduction

56% Children
38% Man
6% Woman
Jan - Oct 2020

One Year Before & After

October 2019: 33 Incident → October 2020: 30 Incident

Trend (Incident)

Month	Jan	Feb	Mar	Apr	May	Jun	Jul	Aug	Sep	Oct
Incident	36	28	28	9	15	29	14	23	31	30

248 Incident, 225 Arrest, 49 Death, 103 Injury

4 Abduction

5 Mob Violence

106 Incident, 161 Arrest, 30 Death, 128 Injury

One Year Before & After

October 2019: 9 Incident → October 2020: 11 Incident

Trend (Incident)

Month	Jan	Feb	Mar	Apr	May	Jun	Jul	Aug	Sep	Oct
Incident	18	9	17	13	5	12	7	9	5	11

12% Thief, 12% Fraud, 10% Robber, 9% Hijacker
Jan - Oct 2020

Top Victims

6 Gunfight

165 Incident, 26 Arrest, 215 Death, 156 Injury

Victims: Convicted criminals, Drug Peddler, Goon/ Miscreant, Hijacker, Human Trafficker, Man, Robber/ Pirate, Rohingya, Smuggler/ Illicit traders, Others

One Year Before & After

October 2019: 30 Incident → October 2020: 4 Incident

Trend (Incident)

Month	Jan	Feb	Mar	Apr	May	Jun	Jul	Aug	Sep	Oct
Incident	19	27	21	10	19	20	39	4	0	4

6 Gunfight

7 Border Issue

106 Incident, 201 Arrest, 42 Death, 23 Injury

Monthly Trend

2019: 14 Incident → 2020: 16 Incident

60% RISE

From September 2020 to October 2020

One Year Before & After

October 2019: 10 Incident → October 2020: 11 Incident

Trend (Incident)

Month	Jan	Feb	Mar	Apr	May	Jun	Jul	Aug	Sep	Oct
Incident	10	15	4	4	6	18	17	12	11	11

115 Incident*, 264 Arrest, 1 Death, 5 Injury

15% DROP

From September 2020 to October 2020

* Includes both violent and non-violent incidents. According to BPO Codebook, "violent incidents" are those reported incidents that "involved the intentional use of physical force by an individual or group against another individual or group, in a manner that resulted or could have resulted in death, injury or any other form of physical harm to persons or property." According to BPO Codebook, "non-violent incidents" are those reported incidents that "did not involve the intentional use of physical force by an individual or group against another individual or group, in a manner that resulted or could have resulted in death, injury or any other form of physical harm to persons or property, e.g. arrest, peaceful protest, rescue, and recovery."

9 Violence against Minorities

12 Incident, 3 Incident, 35 Incident, 5 Death, 8 Arrest, 52 Injury

* 19 temples were attacked and 29 Idols were destroyed in the last nine months.
*Eg. Miscreants attacked a Hindu temple and vandalized two idols during the Durga puja ceremony in Joypurhat Sadar.

Trend (Incident)

Month	Jan	Feb	Mar	Apr	May	Jun	Jul	Aug	Sep	Oct
Incident	3	2	2	6	3	1	4	1	2	2

Division	Sylhet	Mymensingh	Barisal	Dhaka	Khulna	Rangpur	Chattogram	Rajshahi
Incident	1	1	4	4	4	5	7	9

One Year Before & After

October 2019: 18 Incident → October 2020: 21 Incident

Trend (Incident/ Death)

Month	Jan	Feb	Mar	Apr	May	Jun	Jul	Aug	Sep	Oct
Incident	36	27	14	7	11	19	15	10	24	21
Death	9	10	0	0	8	11	11	0	2	9

13% DROP

From September 2020 to October 2020

197 Incident, 680 Arrest, 74 Death, 124 Injury

* All other Divisions have no reported violent incidents

10 Rohingya Issue

Sources: The Daily Star, The Daily Prothom Alo, The Daily Ittefaq, The Daily New Age, The Daily Jugantor, The Daily Bangladesh Observer, The Daily Independent, The Daily Samakal, The Daily Purbokone, The Daily Karatoa, Sylheter Dak, Aiker Barta (Barisal), Aiker Mymensingh, Dainik Purbanchal (Khulna), Cox's Bazar News, Cox's Bazar Journal, Teknaf News, Ukhiya News.