

Covid19graphics 41

28 August 2021

COVID-19 Prevention Tips



MASK

Wear a mask in any public place and in an office room

WASH

Frequently wash your hands with soap and water for at least 20 sec

DISTANCE

Maintain physical distancing at least two meters (six feet)

COVER

Cover your mouth and nose with tissue/handkerchief or with a bent elbow when you cough or sneeze

AVOID

Avoid touching face (mouth, nose and eyes)

AVOID

Avoid mass gatherings

Covid-19 Related Incident Mapping in Bangladesh

Update: 1 March 2020 - 17 Aug 2021

Protests Associated with COVID-19 (29 March'20- 17 August'21)



19%

Demand for Relief/Aid/Food Related Protests/Government Intervention

23%

Protests over Lockdown Rules, for Accountability, against proposed budget, against Hike in Bus fares, for Reopening

11%

Protests for proper medical equipment/ against mismanagement in Health sector

5%

Protest for the Waiver of Rents/Tuition Fees

27%

Protests for Unpaid Salaries and Eid Bonuses

3%

Protests Against Irregularities in Relief/Aid/Food Distribution

11%

Protest against Lay-off/Closure and Pay Cuts

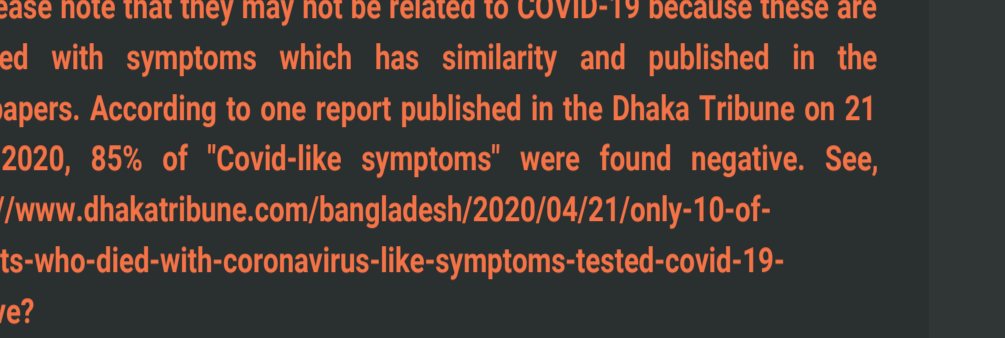
374 Total Incidents

Protest

*Three (3) protests related to the COVID-19 pandemic were recorded from 4 August 2021 to 17 August 2021

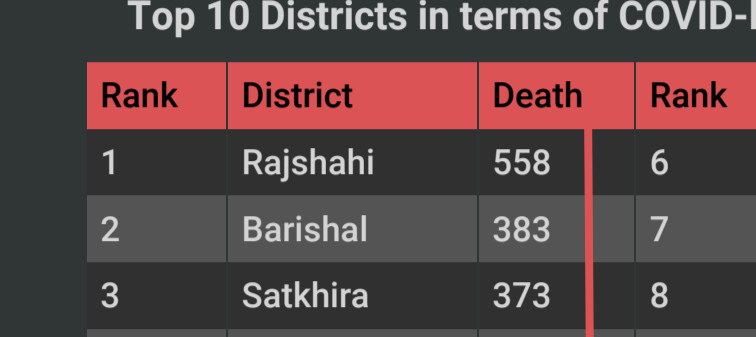
*Samajtantrik Chhatra Front did a possession at the premises of University of Dhaka, Shahbagh, Dhaka and demanded the reopening of the institutions after the vaccination and the exemption of tuition fee during the COVID-19 situation.

Trend



4442	576
Male	Female

5,018 Total Deaths



COVID-like Symptoms***

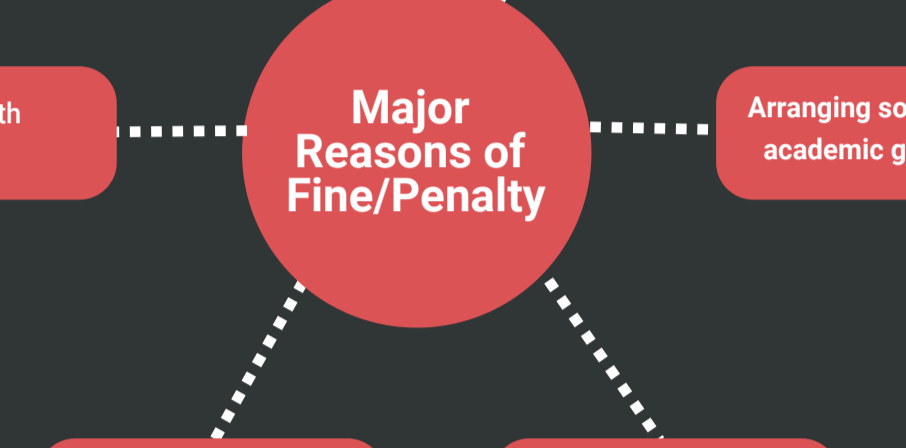
** Please note that several duplications in the information retrieved from the secondary sources were identified. After re-tracing each case, the duplications were removed. Again, the current data suggests the reported "COVID-like symptoms" but they may not be related to COVID-19.

*** Please note that they may not be related to COVID-19 because these are reported with symptoms which has similarity and published in the newspapers. According to one report published in the Dhaka Tribune on 21 April 2020, 85% of "Covid-like symptoms" were found negative. See, <https://www.dhakatribune.com/bangladesh/2020/04/21/only-10-of-patients-who-died-with-coronavirus-like-symptoms-tested-covid-19-positive/>

*Deaths with COVID-19 symptoms have decreased from 4 August to 17 August 2021 (583) compared to 21 July to 3 August (700).

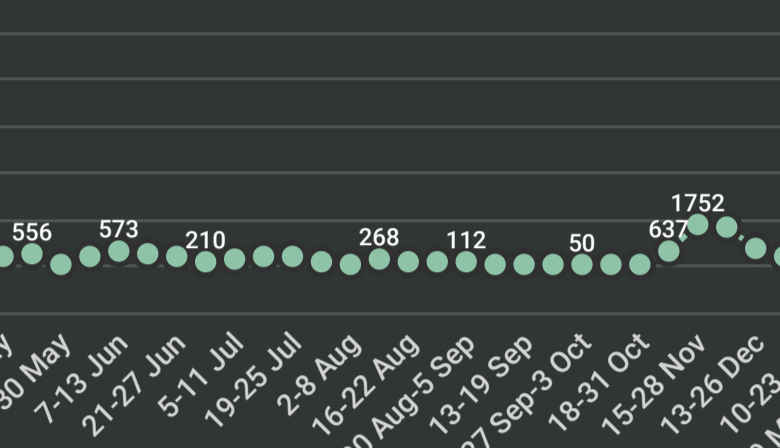
Top 10 Districts in terms of COVID-like Symptoms Death

Rank	District	Death	Rank	District	Death
1	Rajshahi	588	6	Cumilla	253
2	Barishal	383	7	Chandpur	223
3	Satkhira	373	8	Fairidpur	192
4	Bogura	352	9	Khulna	183
5	Mymensingh	319	10	Chattogram	118



Daily Trend (Number of Individuals Fined/ Penalized)

15 March 2020 - 17 August 2021



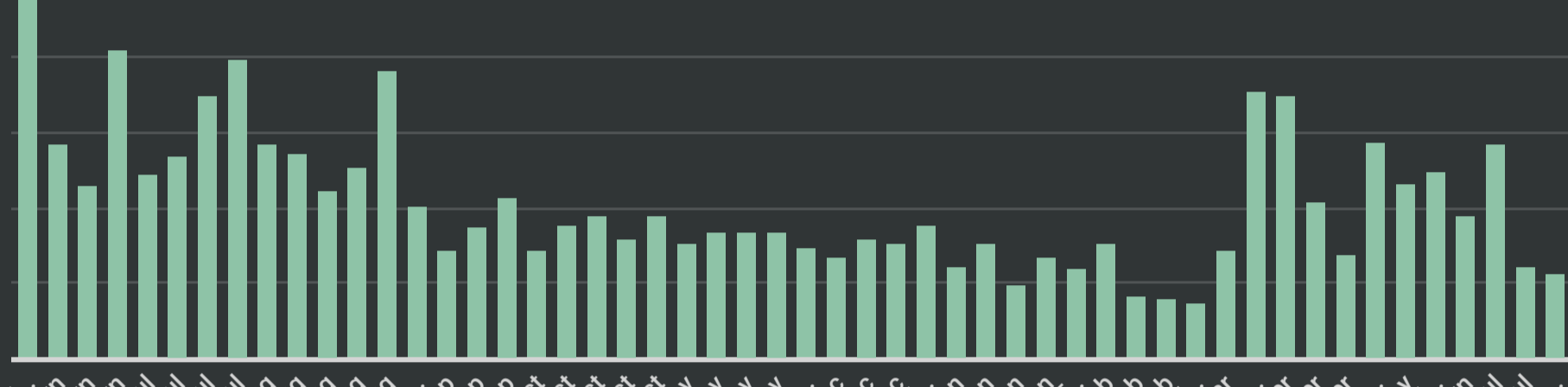
8,641 Arrest

37,667 Total Fine/Penalty

*A total of 1259 people were arrested, and more than 1429 fines were awarded from 4 August to 17 August 2021. Most of them were penalized for violating health guidelines and ignoring wearing masks.

Fine/ Penalty/ Punishment

Report on Fear related to COVID-19 (30 May'20 - 17 August'21)



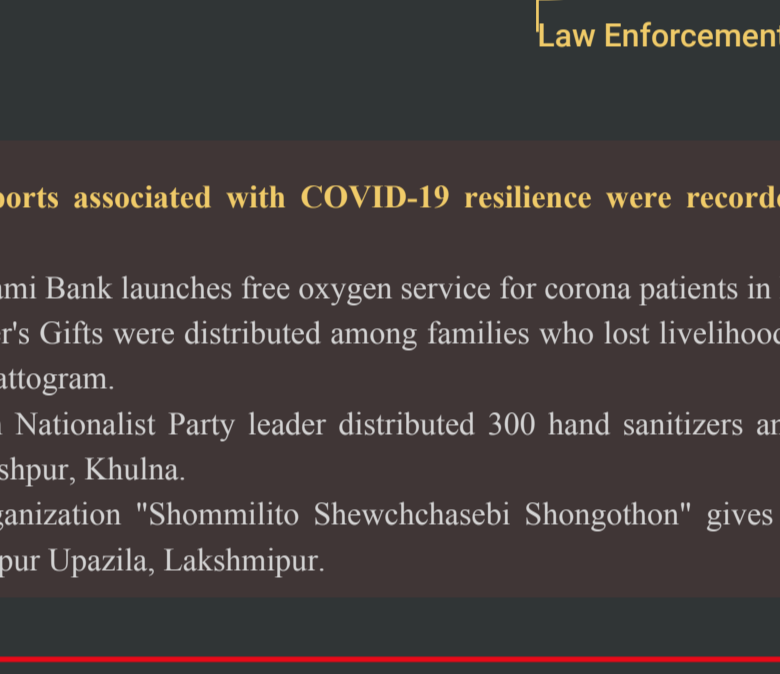
2,147 News Reports

Media coverage of the COVID-19 pandemic which evokes fear in the minds of the people. 46 news reports associated with fear related to the COVID-19 were recorded from 4 August 2021 to 17 August 2021. Some key reports include:

- *Bangladesh has identified the existence of the "Lambda" variant, a new COVID-19 strain which the World Health Organization has termed as "variant of interest," first identified in Peru. According to the genome sequencing report published in Germany's Global Initiative on Sharing All Influenza Data (GISAD), the variant has been found in the sample of a 49-year-old woman in Dhaka. The new variant was identified from a sample collected in March during a genome sequencing by the Bangladesh Council of Scientific and Industrial Research (BCSIR) and Jahangirnagar University.
- *A man has been administered two doses of the vaccine against Covid-19 within a minute in Habiganj's Bahubal Upazila.

Fear**

Resilience by Actors



3,264 Reported incidents

- * 44 news reports associated with COVID-19 resilience were recorded from 4 August 2021 to 17 August 2021.
- *Al-Arafah Islami Bank launches free oxygen service for corona patients in Barlekha Upazila, Moulvibazar.
- *Prime Minister's Gifts were distributed among families who lost livelihood or jobs during the pandemic in Halishahar, Chattogram.
- *A Bangladesh Nationalist Party leader distributed 300 hand sanitizers and 1,000 face masks among the people at Khalishpur, Khulna.
- *A man has been administered two doses of the vaccine against Covid-19 within a minute in Habiganj's Bahubal Upazila.

Resilience

COVID-19 PANDEMIC

(Last update: 28 August 2021, BST. 1:30 PM)

Bangladesh **1,482,628** Total Confirmed

1,397,885 Total Recovered

25,729 Total Deaths

8,788,765 Total Test

24 Hours

4,698 New cases

8,314 Recovered

102 Deaths

34,111 Test


Top Ten District: Confirmed Cases per 100 people*

Rank	Top 10 District by Number of Cases	Cumulative Confirmed Cases (Up to 17/08/2021)	Total Cases/100 Population
1	Dhaka	689354	5.00
2	Chattogram	95344	1.06
3	Cumilla	36344	0.55
4	Sylhet	30540	0.69
5	Rajshahi	26230	0.87
6	Khulna	26023	0.98
7	Narayanganj	23329	0.67
8	Gazipur	21664	0.54
9	Jashore	20526	0.65
10	Cox's Bazar	20506	0.69

Bottom Ten District: Confirmed Cases per 100 people

Rank	Bottom 10 District by Number of Cases	Cumulative Confirmed Cases (Up to 17/08/2021)	Total Cases/100 Population
1	Lalmonirhat	2530	0.17
2	Nilphamari	4136	0.17
3	Nilphamari	4136	0.19
4	Sherpur	4298	0.27
5	Panchagarh	3241	0.27
6	Barguna	3544	0.35
7	Magura	3854	0.35
8	Khagrachhari	2622	0.36
9	Bandarban	2136	0.46
10	Rangamati	3518	0.51

COVID-19 Death Trend (29 August 2020-28 August 2021)



* The population rate is based on the projected population as of 2021. Source: <https://www.citypopulation.de/en/bangladesh/cities/> Source: IEDCR/ World Health Organization

Top Twenty Countries: Deaths in per 1M pop. Last update: 28 August 2021, BST. 1:50 PM

Rank	Country	Deaths/ 1M pop.	Total Cases	Total Deaths
1	Peru	5,914	2,147,285	198,115
2	Hungary	3,121	811,706	90,857
3	Bosnia and Herzegovina	3,004	212,306	3,075
4	North Macedonia	2,793	173,689	5,818
5	Montenegro	2,719	113,171	1,708
6	Bulgaria	2,713	450,144	18,690
7	Brazil	2,699	20,703,906	578,396
8	San Marino	2,646	5,261	90
9	Argentina	2,436	5,167,733	111,270
10	Colombia	2,420	4,901,163	124,648
11	Slovakia	2,297	394,657	12,548
12	Belgium	2,177	1,177,909	25,360
13	Paraguay	2,167	458,229	15,675
14	Slovenia	2,139	266,241	4,448
15	Italy	2,137	4,517,434	129,002
16	Croatia	2,042	372,814	8,324
17	Poland	1,993	2,888,028	75,340
18	Mexico	1,971	3,311,317	257,150
19	USA	1,961	39,540,401	653,405
20	UK	1,936	6,666,399	132,243

Source: Johns Hopkins University & Worldometer

South Asian Countries Last update: 28 August 2021, BST. 2:30 PM

Rank	Country	Deaths/1M pop	Total Cases	Total Deaths
1	Maldives	408	80,539	225
2	Sri Lanka	389	416,961	8,371
3	Nepal	359	756,492	10,663
4	India	313	32,649,947	437,403
5	Afghanistan	178	153,033	7,109
6	Bangladesh	155	1,486,153	25,846
7	Pakistan	113	1,146,572	25,535
8	Bhutan	4	2,592	3

Source: Johns Hopkins University & Worldometer

COVID-19 Vaccinations

Last update: 17 August 2021

Bangladesh

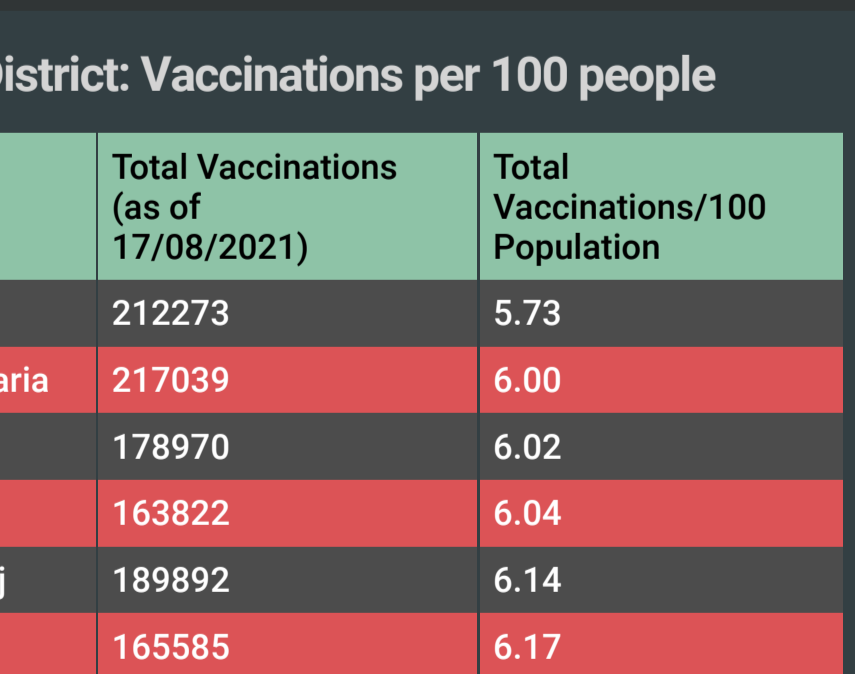
157,97,954 First dose of vaccination

59,30,196 Second dose of vaccination

1018* Reports of side effects

* Till 17 August, 2021

Daily Trend of Vaccinations



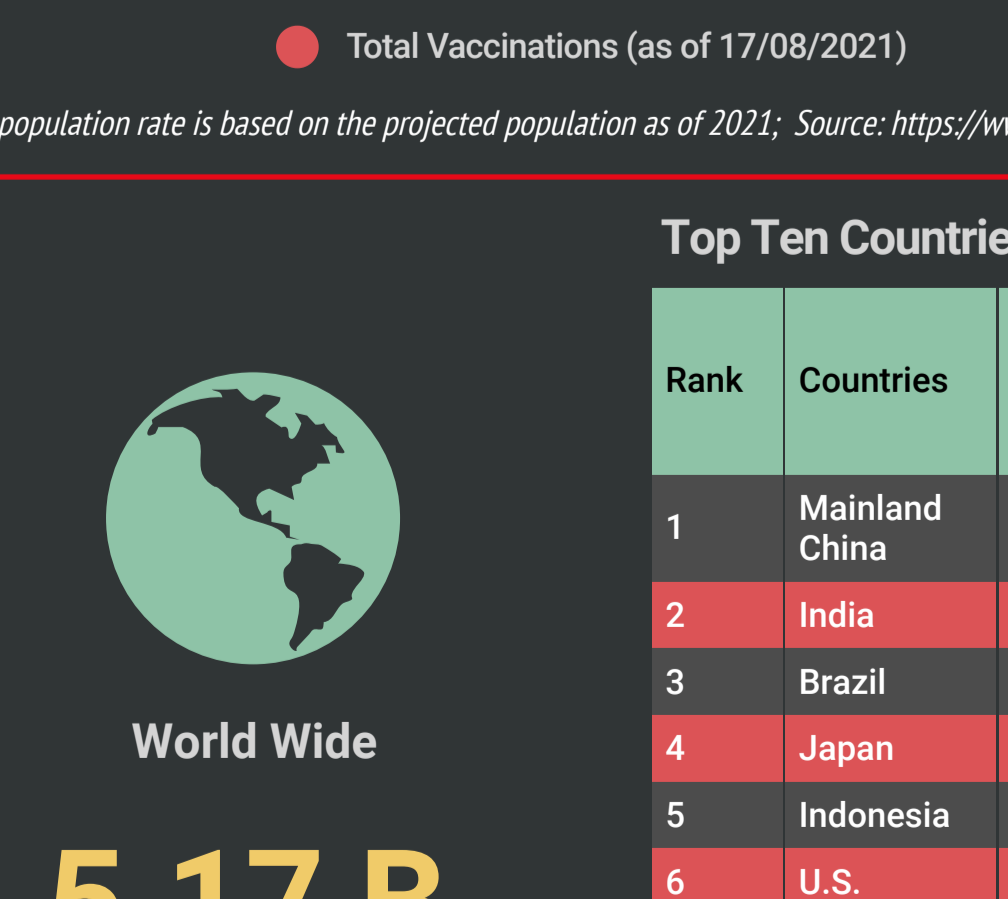
Top Ten District: Vaccinations per 100 people*

Rank	Top 10 District by Rate	Total Vaccinations (as of 17/08/2021)	Total Vaccinations/100 Population
1	Rangamati	1232321	17.86
2	Dhaka	2422905	17.56
3	Rajshahi	478283	15.94
4	Khulna	392899	14.83
5	Bandarban	68416	14.59
6	Khagrachhari	91630	12.42
7	Rangpur	416076	12.10
8	Chattogram	1051383	11.70
9	Magura	119376	10.94
10	Gazipur	435878	10.77

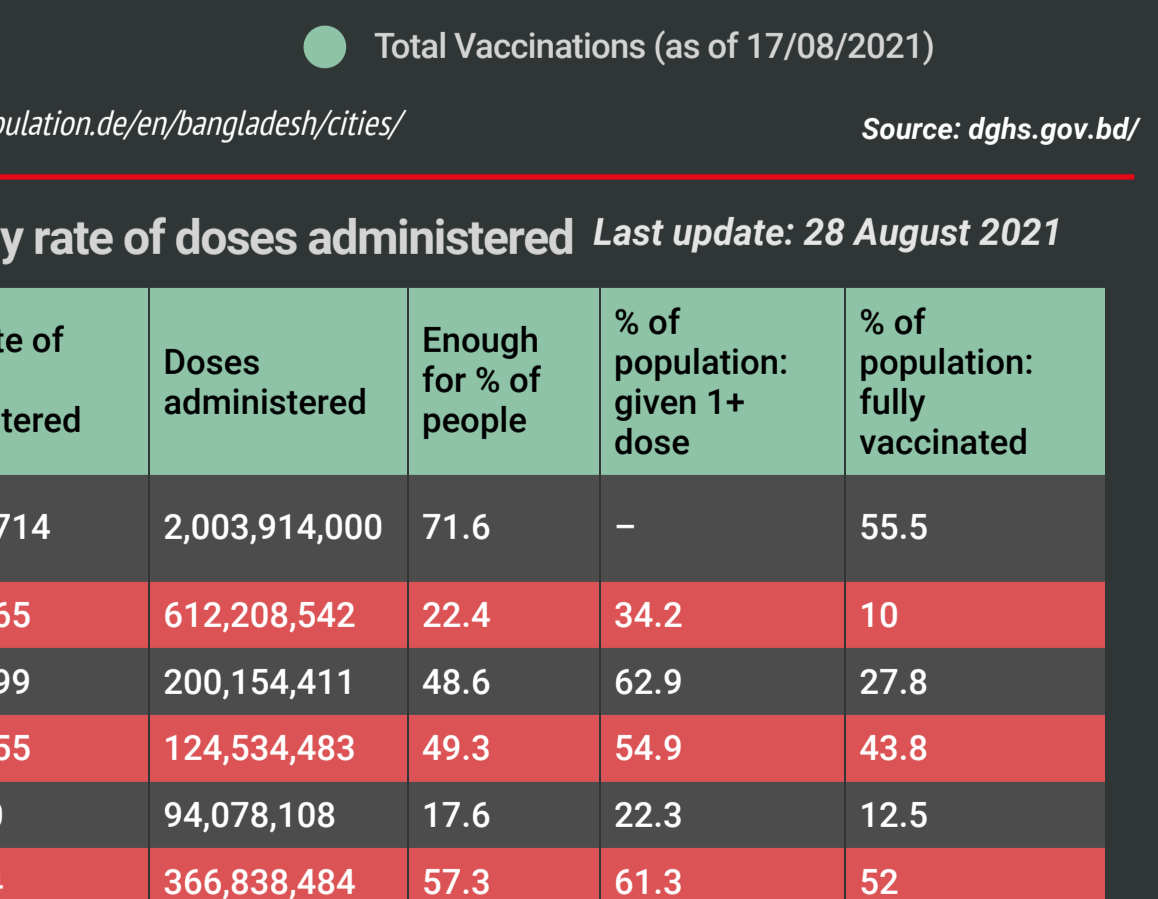
Bottom Ten District: Vaccinations per 100 people

Rank	Bottom 10 District by Rate	Total Vaccinations (as of 17/08/2021)	Total Vaccinations/100 Population
1	Sirajganj	212273	5.73
2	Brahmanbaria	217039	6.00
3	Gaibandha	178970	6.02
4	Jamalpur	163822	6.04
5	Sunamganj	189892	6.14
6	Narsingdi	165585	6.17
7	Noakhali	234562	6.17
8	Chapai Nawabganj	126276	6.30
9	Habiganj	171034	6.48
10	Cox's Bazar	195834	6.57

Top Ten District: by Total Vaccinations



Bottom Ten District: by Total Vaccinations



* The population rate is based on the projected population as of 2021. Source: <https://www.citypopulation.de/en/bangladesh/cities/> Source: dghs.gov.bd

Top Ten Countries: Daily rate of doses administered Last update: 28 August 2021

Rank	Countries	Daily rate of doses administered	Doses administered	Enough for % of people	% of population: given 1+ dose	% of population: fully vaccinated
1	Mainland China	13,070,714	2,003,914,000	71.6	-	55.5
2	India	5,703,865	612,208,542	22.4	34.2	10
3	Brazil	3,786,299	200,154,411	48.6	62.9	27.8
4	Japan	1,256,355	124,534,483	49.3	54.9	43.8
5	Indonesia	925,770	94,078,108	17.6	21.3	12.5
6	U.S.	886,314	366,838,484	57.3	61.3	52
7	Pakistan	835,227	50,985,184	12.5	19.5	7.5
8	South Korea	798,592	41,608,565	40.1	53.6	26.7
9	Turkey	622,139	29,504,934	55.6	57.2	43.8
10	Bangladesh	431,397	24,781,134	7.4	10.1	4.3

Source: www.bloomberg.com

South Asian Countries: Daily rate of doses administered Last update: 28 August 2021

Rank	Countries	Daily rate of doses administered	Doses administered	Enough for % of people	% of population: fully vaccinated
1	India	5,703,865	612,208,542	22.4	10
2	Pakistan	835,227	50,985,184	12.5	7.5
3	Bangladesh	431,397	24,781,134	7.4	4.3
4	Sri Lanka	193,499	18,719,417	42.9	56
5	Nepal	58,512	9,116,287	16	17.5
6	Afghanistan	21,139	1,809,517	2.4	1.2
7	Maldives	4,135	676,694	91	101.2
8	Bhutan	166	1,036,834	69.6	75.4

South Asia Source: www.bloomberg.com/ ourworlddata