

# Covid19graphics 32

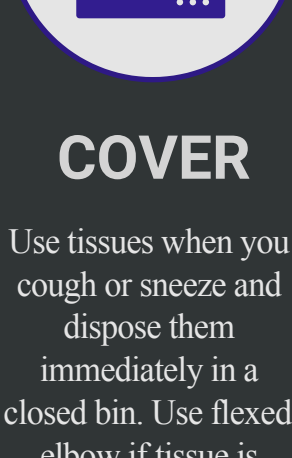
21 March 2021

## COVID-19 Prevention Tips



### WASH

Wash your hands frequently using soap for at least 20 seconds or sanitise them with alcohol-based handrub.



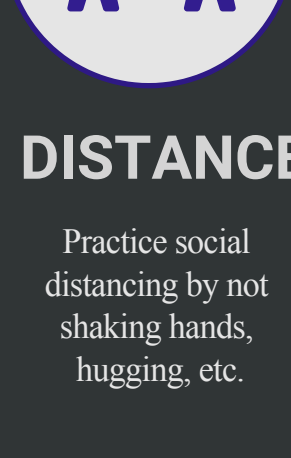
### COVER

Use tissues when you cough or sneeze and dispose them immediately in a closed bin. Use flexed-elbow if tissue is unavailable.



### AVOID

Avoid touching your mouth, eyes and nose, especially after contact with any surface.



### DISTANCE

Practice social distancing by not shaking hands, hugging, etc.



### ISOLATE

Stay at home if you become ill and help prevent its spread.

## Covid-19 Related Incident Mapping in Bangladesh

Update: 1 March 2020- 13 March 2021

## COVID-19 Vaccinations

Last update: 20 March 2021

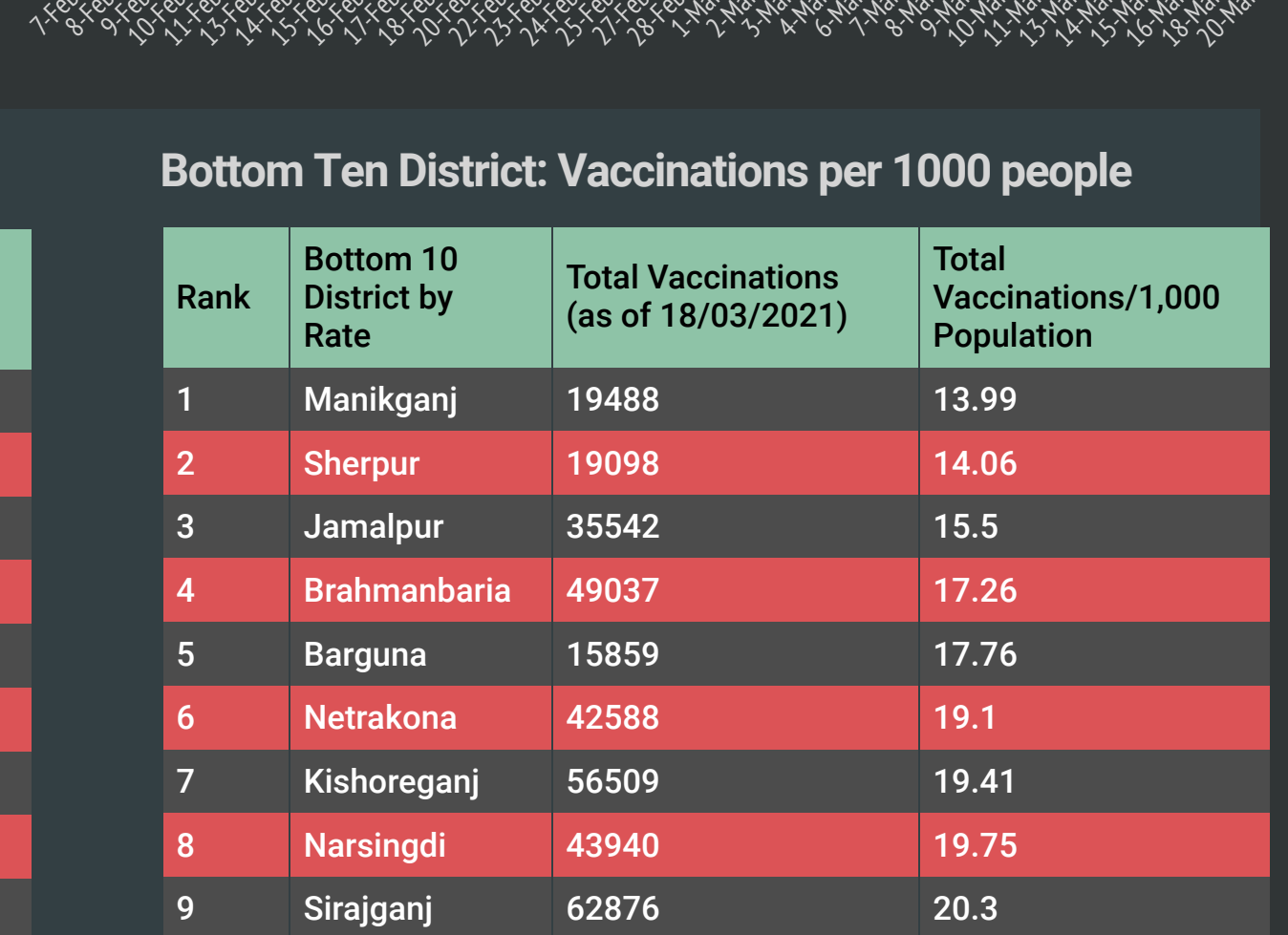
### Bangladesh

**47,60,747**  
Total Vaccinations

**48,93,454**  
Vaccine Registration

**900\***  
Reports of side effects  
(Fever, Cold and Soreness)

### Daily Trend of Vaccinations



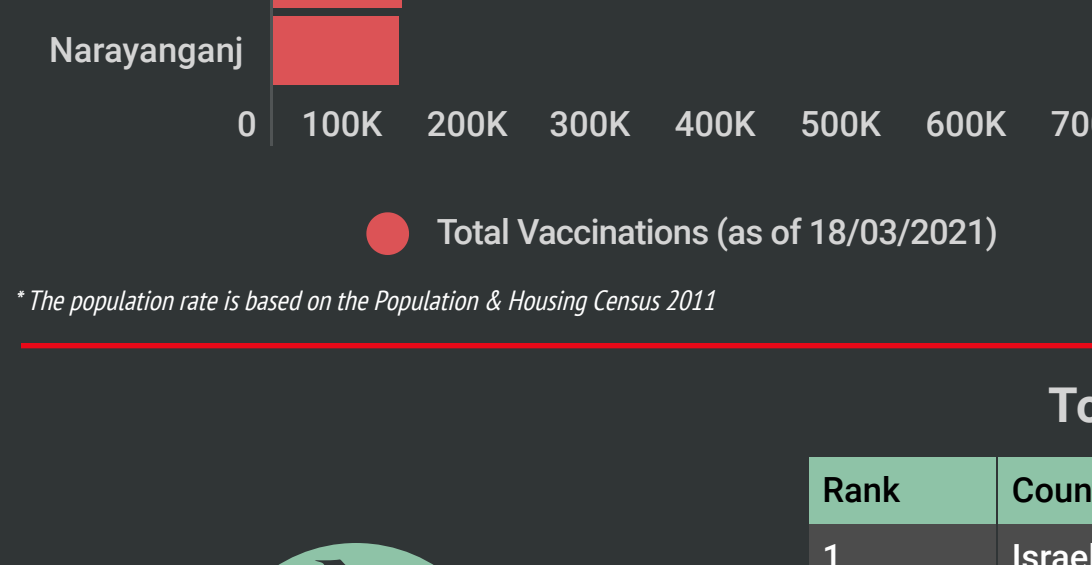
### Top Ten District: Vaccinations per 1000 people

Rank	Top 10 District by Rate	Total Vaccinations (as of 18/03/2021)	Total Vaccinations/1,000 Population
1	Rangpur	111848	77.47
2	Panchagarh	34893	70.25
3	Dhaka	841304	69.85
4	Nilphamari	63050	68.31
5	Khulna	151999	65.56
6	Moulvibazar	59214	62.68
7	Thakurgaon	42707	60.9
8	Dinajpur	89545	59.35
9	Sylhet	100042	57.93
10	Chittagong	404151	53.06

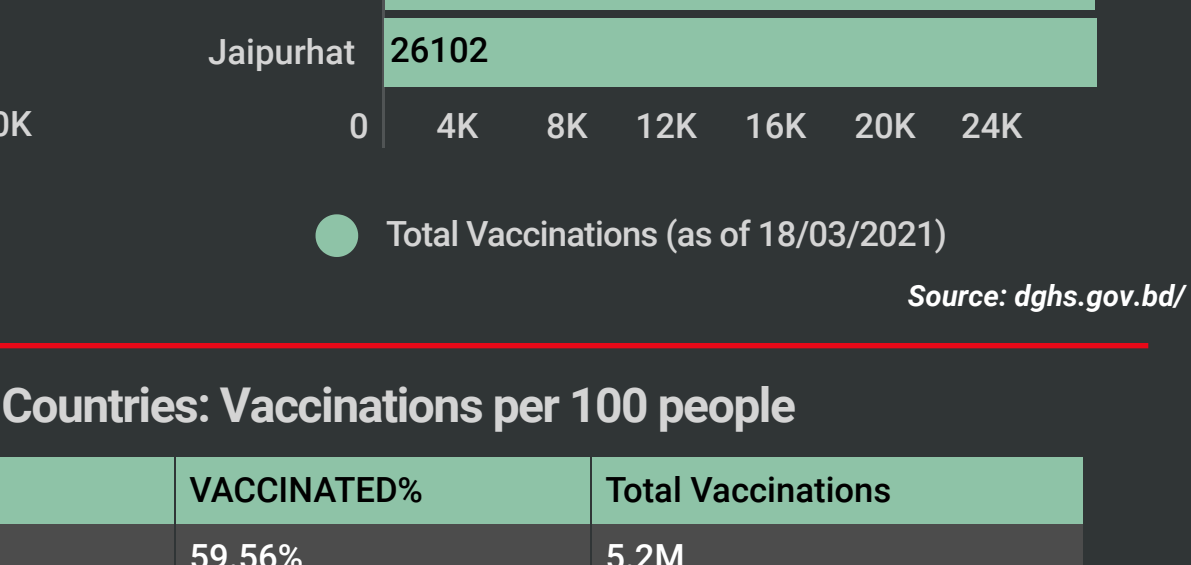
### Bottom Ten District: Vaccinations per 1000 people

Rank	Bottom 10 District by Rate	Total Vaccinations (as of 18/03/2021)	Total Vaccinations/1,000 Population
1	Manikganj	19488	13.99
2	Sherpur	19098	14.06
3	Jamalpur	35542	15.5
4	Brahmanbaria	49037	17.26
5	Barguna	15859	17.76
6	Netrakona	42588	19.1
7	Kishoreganj	56509	19.41
8	Narsingdi	43940	19.75
9	Sirajganj	62876	20.3
10	Chapainawabnani	34229	20.78

### Top Ten District: by Total Vaccinations



### Bottom Ten District: by Total Vaccinations



\* The population rate is based on the Population & Housing Census 2011

Source: dghs.gov.bd

### Top Ten Countries: Vaccinations per 100 people

Rank	Country	VACCINATED%	Total Vaccinations
1	Israel	59.56%	5.2M
2	United Kingdom	38.69%	26.3M
3	Chile	29.12%	5.6M
4	Bahrain	23.29%	396.4k
5	United States	18.13%	60.0M
6	Qatar	17.70%	510.0k
7	Hungary	15.74%	1.5M
8	Serbia	14.71%	1.3M
9	Finland	12.66%	701.2k
10	Estonia	11.87%	157.5k
54	Bangladesh	2.89%	4.8M

### South Asian Countries: Vaccinations per 100 people

Rank	Country	Vaccinations per 100 pop.	Total Vaccinations
1	Maldives	39.35%	212.7k
2	Nepal	5.49%	1.6M
3	Sri Lanka	3.85%	824.5k
4	Bangladesh	2.89%	4.8M
5	India	2.69%	37.1M
6	Pakistan	0.16%	350.0k

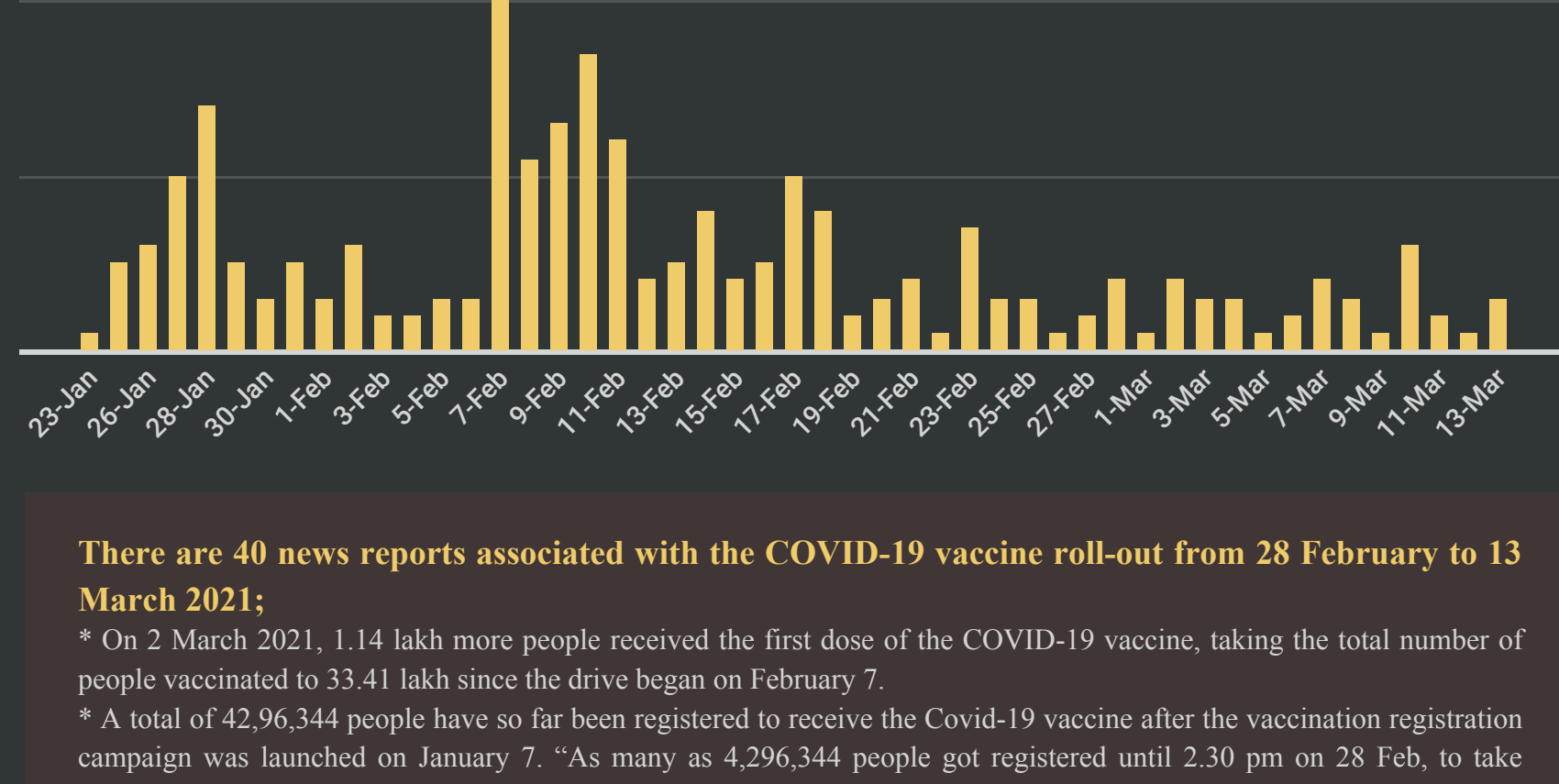


### South Asia

Source: vacs.live/ ourworldindata

### Report on related to COVID-19 Vaccine Roll out (23 January'21 - 13 March'21)

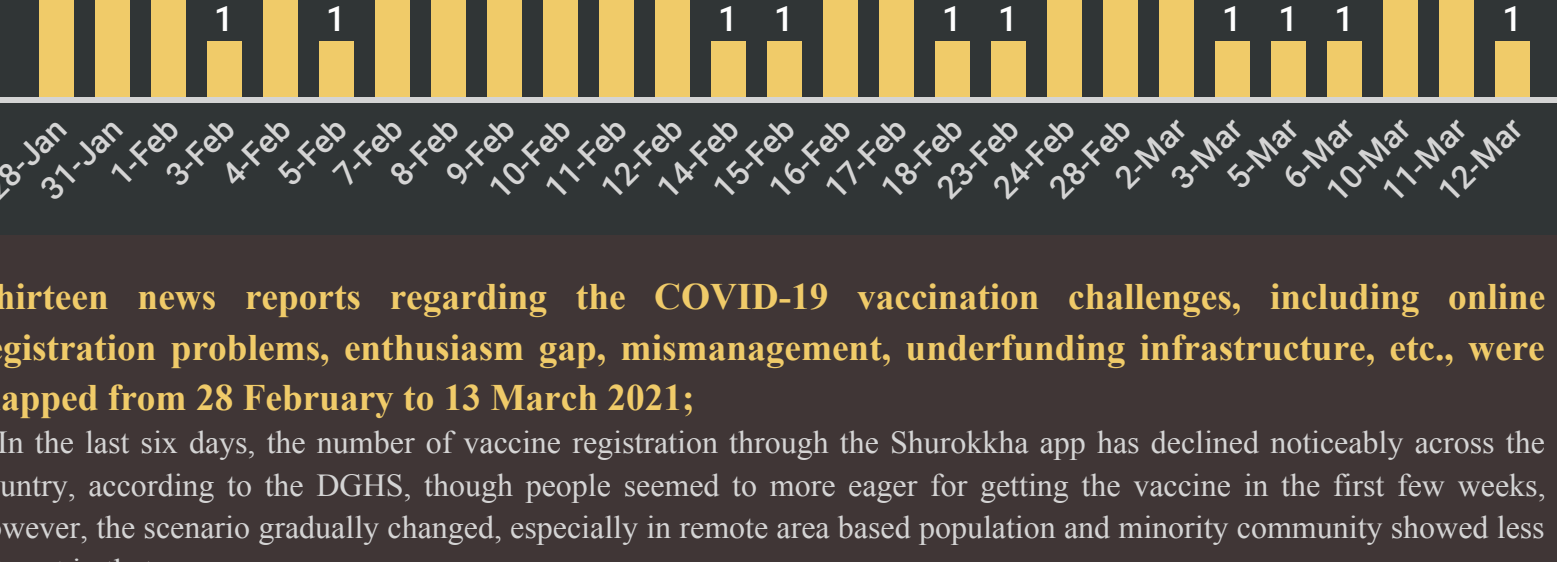
**257**  
News Reports



### There are 40 news reports associated with the COVID-19 vaccine roll-out from 28 February to 13 March 2021:

\* On 2 March 2021, 1.14 lakh more people received the first dose of the COVID-19 vaccine, taking the total number of people vaccinated to 33.41 lakh since the drive began in February 7.  
\* A total of 42,06,344 people have so far been registered to receive the Covid-19 vaccine after the vaccination registration campaign was launched on January 7. \*As many as 4,206,344 people got registered until 2.30 pm on 28 Feb, to take Covid-19 vaccines," according to the Directorate General of Health Services (DGHS).

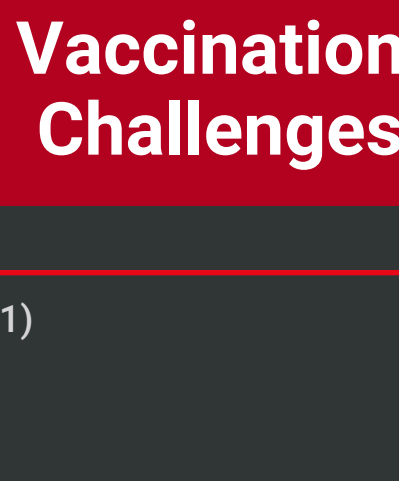
### Report on related to COVID-19 Vaccination Challenges (23 January'21 - 13 March'21)



### Thirteen news reports regarding the COVID-19 vaccination challenges, including online registration problems, enthusiasm gap, mismanagement, underfunding infrastructure, etc., were mapped from 28 February to 13 March 2021:

\* In the last six days, the number of vaccine registration through the Shurokha app has declined noticeably across the country, according to the DGHS, though people seemed to be more eager for getting the vaccine in the first few weeks, however, the scenario gradually changed, especially in remote area based population and minority community showed less interest in that case.  
\* The Gangni Upazila of Meherpur have experienced a shortage of COVID-19 vaccine in Upazila health complexes as the vaccine run out of stock. As a result, the hospital authority has to send the people back from the hospital premises who registered for the vaccine without giving their first jab.

**57**  
News Reports



### Vaccination Challenges

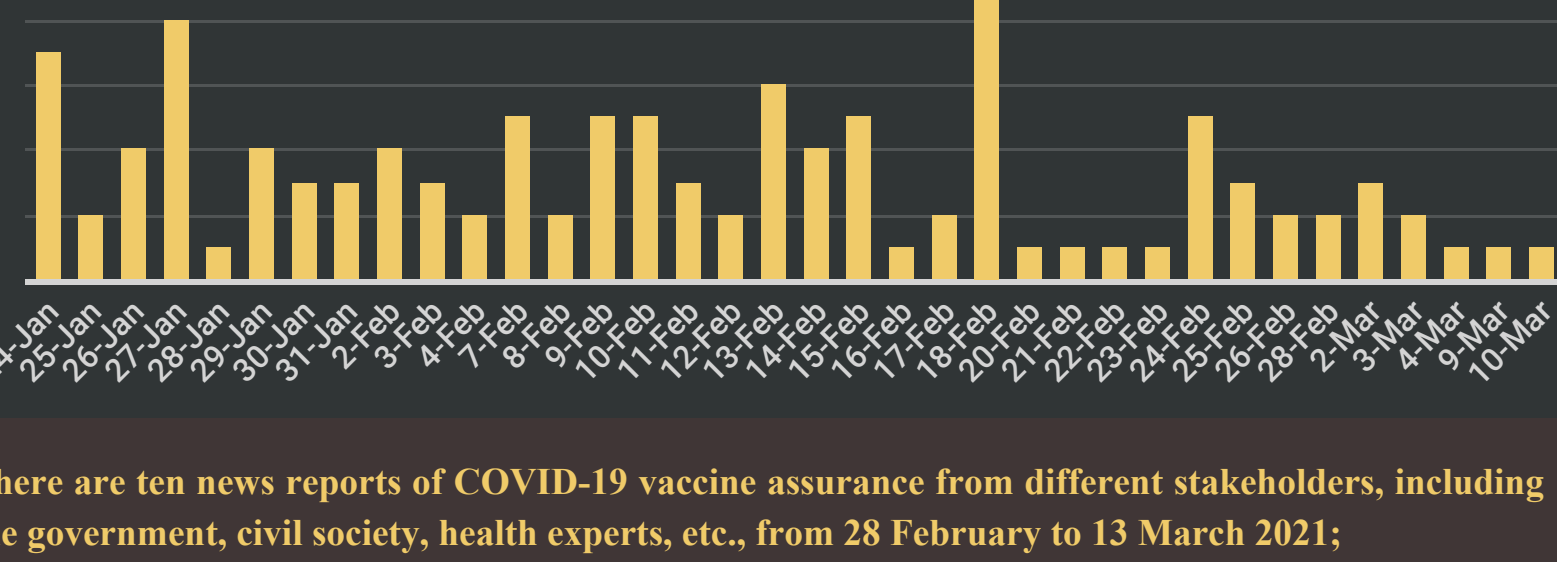
### Report on Fear related to COVID-19 Vaccine (23 January'21 - 13 March'21)

**14**  
News Reports

### Three news report associated with fear related to the COVID-19 vaccine were reported from 28 February to 13 March 2021:

\* A person has died and twelve others were affected by COVID-19 even after receiving the COVID-19 vaccine in Bhairab Upazila, Kishoreganj.  
\* After one month of receiving the COVID-19 vaccine, the parliament member of Sylhet-3 and a Dhaka Metropolitan Commissioner have infected with COVID-19.  
\* A hacker group allegedly copied the COVID-19 distributing website of the Bangladesh Government and stealing people's information.

### Report on COVID-19 Vaccine Assurance (23 January'21 - 13 March'21)



### There are ten news reports of COVID-19 vaccine assurance from different stakeholders, including the government, civil society, health experts, etc., from 28 February to 13 March 2021:

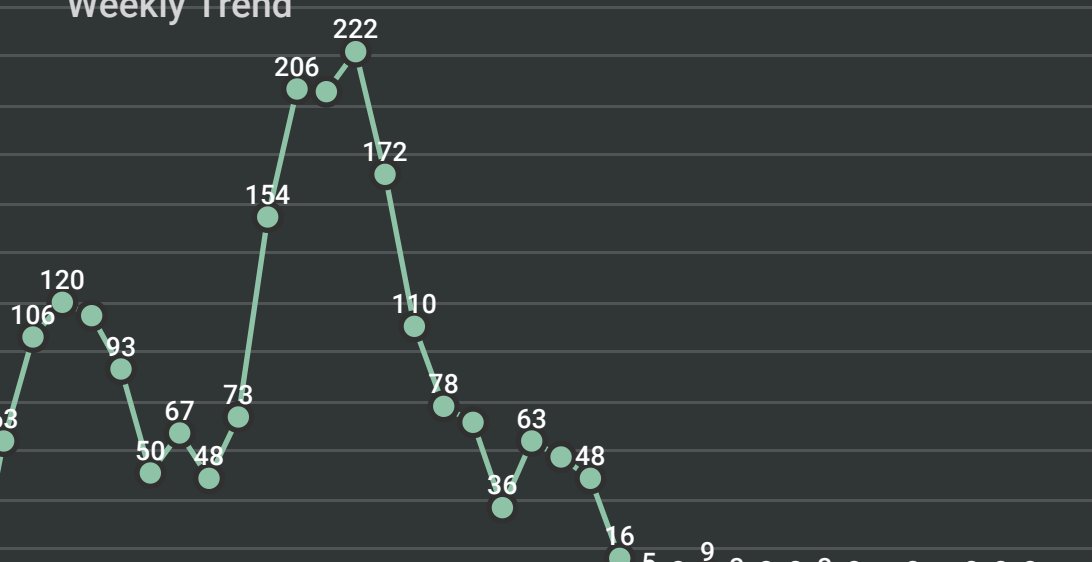
\* Prime Minister Sheikh Hasina has taken the first dose of the COVID-19 vaccine. The Prime Minister's Press Secretary said on Thursday that the Prime Minister took the vaccine in the afternoon.  
\* Bangladesh is going to receive one crore and nine lakh doses of the COVID-19 vaccine from the COVAX (COVID-19 Vaccines Global Access).  
\* Health Minister Zahid Maleque has said that the age limit set for the Covid-19 vaccine will be revised once more jobs are available. He revealed the information after a meeting on the country's ongoing Covid-19 vaccination efforts at his office in the Bangladesh Secretariat on 2 March.

**115**  
News Reports



### Vaccine Assurance

### Weekly Trend



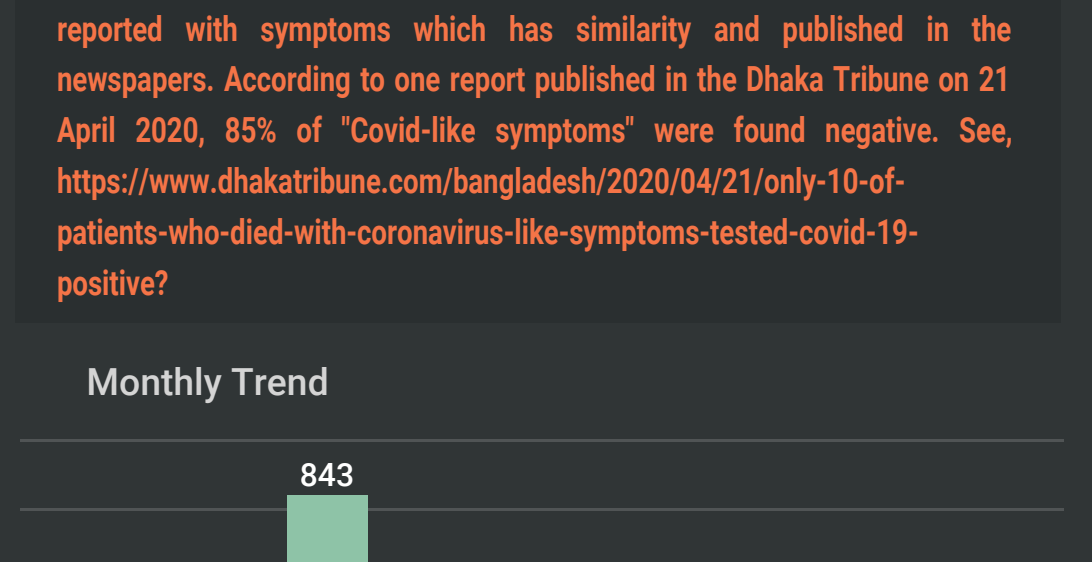
1775	437
Male	Female

**2,212**  
Total Deaths

\*\* Please note that several duplications in the information retrieved from the secondary sources were identified. After re-tracing each case, the duplications were removed. Again, the current data suggests the reported "COVID-like symptoms" but they may not be related to COVID-19.

\*\*\* Please note that they may not be related to COVID-19 because these are reported with symptoms which has similarity and published in the newspapers. According to one report published in the Dhaka Tribune on 21 April 2020, 85% of "Covid-like symptoms" were found negative. See, <https://www.dhakatribune.com/bangladesh/2020/04/21/only-10-of-patients-who-died-with-coronavirus-like-symptoms-tested-covid-19-positive?>

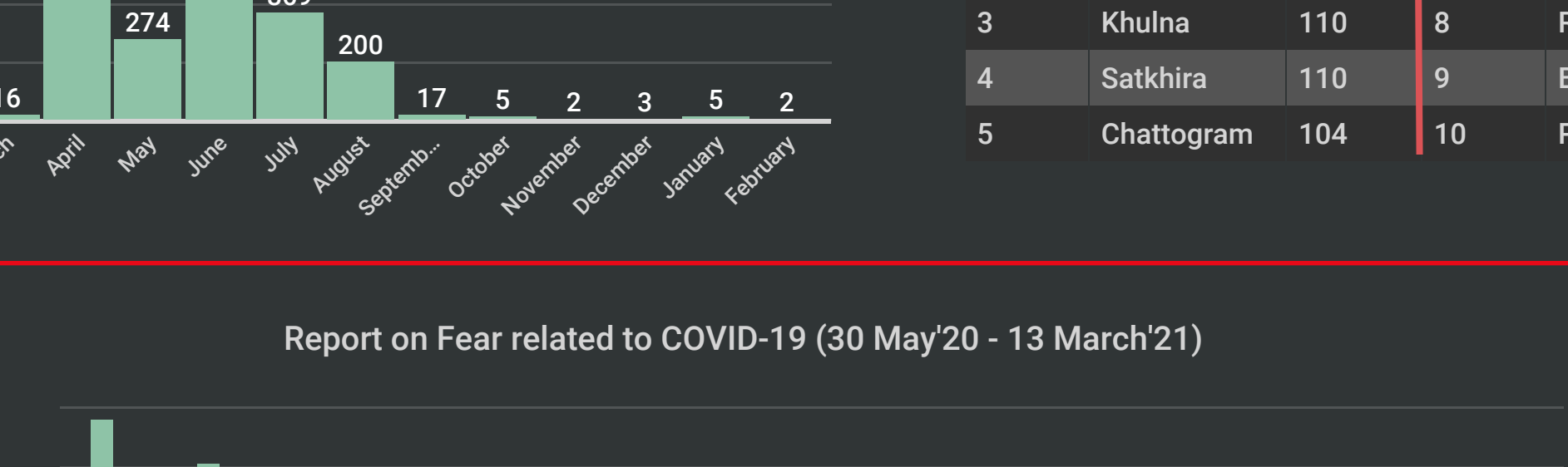
### Monthly Trend



### Top 10 Districts in terms of COVID-like Symptoms Death

Rank	District	Death	Rank	District	Death
1	Cumilla	252	6	Dhaka	89
2	Chandpur	157	7	Barishal	89
3	Khulna	110	8	Rajshahi	63
4	Satkhira	110	9	Bogura	59
5	Chattogram	104	10	Patuakhali	51

### Report on Fear related to COVID-19 (30 May'20 - 13 March'21)



**1,621**  
News Reports

### Media coverage of the COVID-19 pandemic which evokes fear in the minds of the people. Some key reports include:

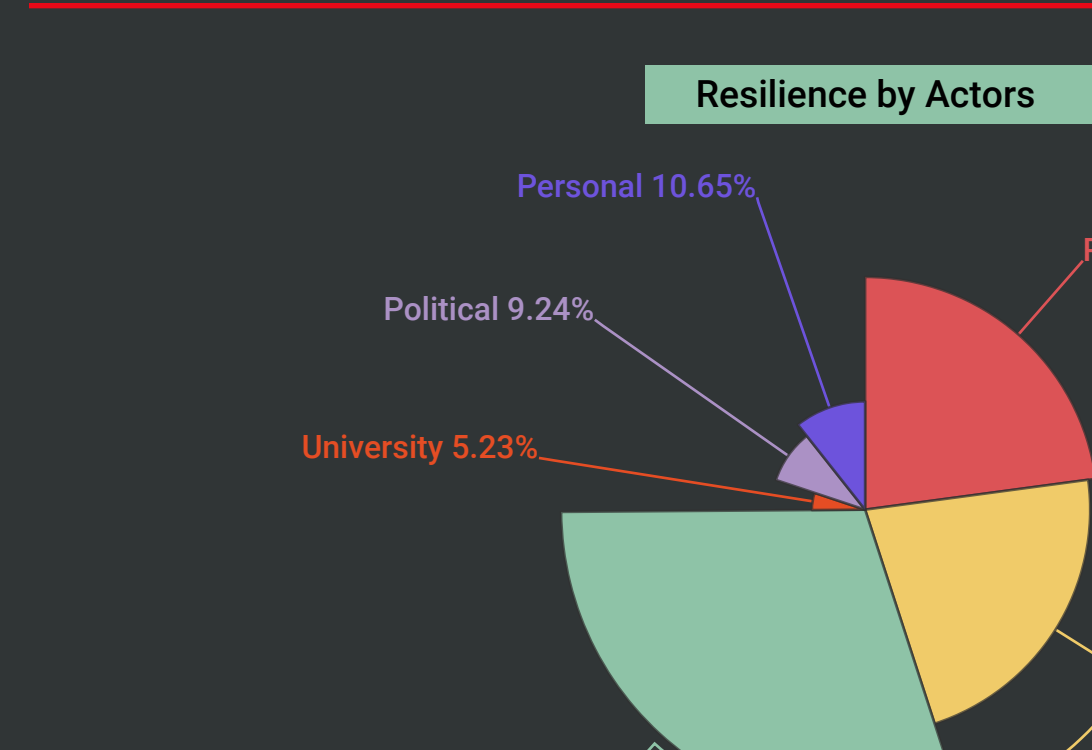
\* Academic institutions opening date might be deferred if the upward trend of COVID-19 contagion continues amid the Education Minister.  
\* At least 13,836 child marriages took place in 21 districts of the country between April and October in 2020 amid the COVID-19 pandemic, said a report. Of the victims, 5,089 reported unwanted pregnancies after the marriages, said the report, published by Manusher Jonno Foundation.  
\* The highly contagious United Kingdom variant of coronavirus has been present in Bangladesh since January, but the officials did not make it public until when the country braced for a possible surge in COVID-19 cases and positivity rate. Directorate General of Health Services director-general ABM Khurshid Alam told reporters that the UK variant has been present in the country since January, but "there are no conclusive findings on it yet if the variant is responsible for the surge in COVID-19 cases and positivity rate in the past few days.

**2,774**  
Reported incidents



### Fear\*\*

### Resilience by Actors



\* Bangladesh Red Crescent Society and International Federation of Red Cross and Red Crescent Societies will provide 50,00,000 pieces of Alcohol to the health authorities to implement the vaccination program.  
\* According to the district civil surgeon, Chaugachha Upazila district is now free of COVID-19, the infection rate is 0% and a total of 27,000 people received their first jab of the vaccine across the district. Maintaining health protocol, wearing masks regularly, and avoiding any sorts of local gatherings are responsible for this positive outcome according to the surgeon.  
\* Gausia Committee Bangladesh buried 1667 dead bodies died from coronavirus at Chattogram district in the last 11 months. Moreover, they have also supplied oxygen to 12,000 people, gave free ambulance service to 2,100 people with four ambulances and collected 946 samples with their mobile booth at the same time.  
\* Jaago Foundation, in collaboration with Urmii Group, has completed a COVID-19 vaccination awareness campaign to bring underprivileged communities under the government's vaccination programme against Covid-19 titled "Shaukhatari Rokkha", the campaign ran from February 21-28, supported by Volunteer for Bangladesh.

### Resilience

## COVID-19 PANDEMIC

(Last update: 7 March 2021, BST, 12:30 PM)

### District wise distribution (Top 20)

**Bangladesh**  
**564,620**  
Total Confirmed

**517,566**  
Total Recovered

**8,634**  
Total Deaths

**4,348,169**  
Total Test

**24 Hours**

**1,868 New cases**   **1,577 Recovered**   **26 Deaths**

**19,900 Test**

### Top 10 Areas in Dhaka City

Rank	Location	Total	Rank	Location	Total
1	Mirpur	3498	6	Gulshan	951
2	Uttara	1839	7	Jatrabari	941
3	Mohammadpur	1641	8	Mugda	942
4	Dhanmondi	1579	9	Khilgaon	927
5	Rampura	956	10	Mohakhali	801

Last update: 7 September 2020

Source: IEDCR

Dhaka 150629

Chattogram 28112

Bogura 9240

Sylhet 8837

Cumilla 8803

Narayanganj 8290

Faridpur 7981

Khulna 7027

Gazipur 6694

Cox's Bazar 5608

Noakhali 5455

Barisal 4571

Jessore 4542

Dinajpur 4295

Mymensingh 4278

Munshiganj 4251

Rangpur 3803

Kushtia 3707

Tangail 3601

Rajbari 3352

Last update: 18 December 2020

Source: IEDCR

### South Asian Countries Last update: 21 March 2021, BST, 5:00 PM

Rank	Country	Deaths/1M pop	Total Cases	Total Deaths
1	Maldives	119	22,373	65
2	India	115	11,599,130	159,790
3	Nepal	102	275,829	3,016
4	Pakistan	62	626,802	13,843
5	Afghanistan	62	56,153	2,464
6	Bangladesh	52	570,878	8,690
7	Sri Lanka	25	89,846	545
8	Bhutan	1	869	1

Source: Johns Hopkins University & Worldometer

### Top Twelve Countries: Deaths in per 1M pop. Last update: 7 March 2021, BST, 12:50 PM

Rank	Country	Deaths/ 1M pop	Total Cases	Total Deaths
1	Gibraltar	2,791	4,270	94
2	San Marino	2,325	4,356	79
3	Czechia	2,300	14,69,547	24,667
4	Belgium	1,948	827,941	22,650
5	Slovenia	1,910	206,026	3,972
6	Montenegro	1,901	86,782	1,194
7	Hungary	1,894	571,596	18,262
8	UK	1,851	4,291,271	126,122
9	Bosnia and Herzegovina	1,768	151,337	5,773
10	Italy	1,733	3,356,331	104,642
12	USA	1,669	30,482,127	554,871

Source: Johns Hopkins University & Worldometer

Sources: The Daily Star, The Daily Prothom Alo, The Daily Ittefaq, The Daily New Age, The Daily Jugantor, The Daily Bangladesh Observer, Bangladnews24.com, Bdnews24.com, Dhaka Tribune, Bangla Tribune, The Daily Purbokone, The Daily Karatoa, Sylhetet Dak, Akker Barta (Barishal), Akker Mymensingh, Dainik Furbanchal (Khulna), Cox's Bazar News, The Daily Samakal, Cox's Bazar Journal, Teknol News, Ukha News, DBC, BTV, Maasranga, Channel I.