

# Covid19graphics 42

11 September 2021

## COVID-19 Prevention Tips



### MASK

Wear a mask in any public place and in an office room

### WASH

Frequently wash your hands with soap and water for at least 20 sec

### DISTANCE

Maintain physical distancing at least two meters (six feet)

### COVER

Cover your mouth and nose with tissue/handkerchief or with a bent elbow when you cough or sneeze

### AVOID

Avoid touching face (mouth, nose and eyes)

### AVOID

Avoid mass gatherings

## Covid-19 Related Incident Mapping in Bangladesh

Update: 1 March 2020 - 31 Aug 2021

### Protests Associated with COVID-19 (29 March'20- 31 August'21)



381 Total Incidents

20% Demand for Relief/Aid/Food Related Protests/Government Intervention

23% Protests over Lockdown Rules, for Accountability, against proposed budget, against Hike in Bus fares, for Reopening

11% Protests for proper medical equipment/ against mismanagement in Health sector

5% Protest for the Waiver of Rents/Tuition Fees

27% Protests for Unpaid Salaries and Eid Bonuses

3% Protests Against Irregularities in Relief/Aid/Food Distribution

11% Protest against Lay-off/Closure and Pay Cuts

\*Seven (7) protests related to the COVID-19 pandemic were recorded from 18 August 2021 to 31 August 2021.  
\*\*Tangail district book publishers and sellers association gave an application to the Tangail district deputy commissioner to convey it to the prime minister and demanded for government incentive package during the pandemic at Tangail Sadar Upazila, Tangail.

### Trend



4671	593
Male	Female

5,264 Total Deaths

\*\* Please note that several duplications in the information retrieved from the secondary sources were identified. After re-tracing each case, the duplications were removed. Again, the current data suggests the reported "COVID-like symptoms" but they may not be related to COVID-19.

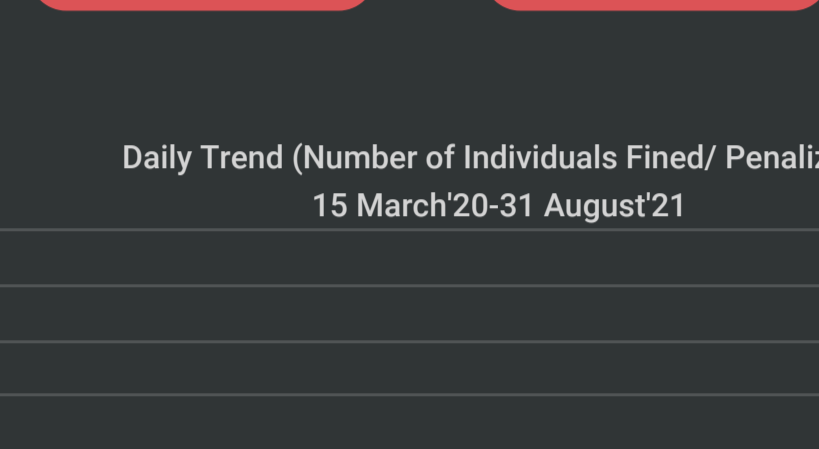
\*\*\* Please note that they may not be related to COVID-19 because these are reported with symptoms which has similarity and published in the newspapers. According to one report published in the Dhaka Tribune on 21 April 2020, 85% of "Covid-like symptoms" were found negative. See, <https://www.dhakatribune.com/bangladesh/2020/04/21/only-10-of-patients-who-died-with-coronavirus-like-symptoms-tested-covid-19-positive?>

\*Deaths with COVID-19 symptoms have decreased from 18 August to 31 August 2021 (246) compared to 4 August to 17 August 2021 (583).

### Top 10 Districts in terms of COVID-like Symptoms Death

Rank	District	Death	Rank	District	Death
1	Rajshahi	604	6	Cumilla	253
2	Mymensingh	400	7	Chandpur	223
3	Barishal	396	8	Faridpur	195
4	Satkhira	394	9	Khulna	183
5	Bogura	355	10	Chattogram	118

### Major Reasons of Fine/Penalty

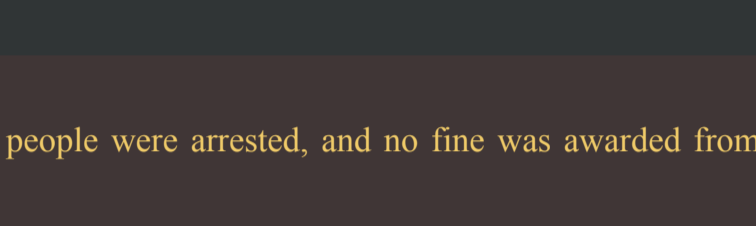


### By Actors



### Daily Trend (Number of Individuals Fined/ Penalized)

15 March 20'21 - 31 August 21



8,645 Arrest

37,667 Total Fine/Penalty

### Report on Fear related to COVID-19 (30 May'20 - 31 August'21)



2,167 News Reports

Media coverage of the COVID-19 pandemic which evokes fear in the minds of the people. 20 news reports associated with fear related to the COVID-19 were recorded from 18 August 2021 to 31 August 2021. Some key reports include:

\*Health experts fear that the recent downward trend in the Covid-19 infection rate and deaths is only temporary and that another wave of the pandemic may be just around the corner. The infection rate may drop to as low as 10% by September 15, only to start rising again afterward, they warned.

\*With over 4.53 million deaths across the globe, there have been many cases where a patient was reported to be infected twice and at times three with the virus. According to Medical Experts, there is not enough data and research done on this issue and therefore it cannot be said for sure exactly how many times a person can be infected. A study led by Public Health England (PHE) shows that most people who have had the virus are protected from being infected again for at least five months.

### Resilience by Actors



\* 25 news reports associated with COVID-19 resilience were recorded from 18 August 2021 to 31 August 2021.

\*EXIM Bank LTD. gave 20 high-flow nasal cannulas to the Dhaka North City Corporation corona dedicated hospital at Mohakhali, Gulshan, Dhaka.

\*Chhatra Union, Sonatola, Gul, Bogura has provided free masks and soaps among the people of the village amid the pandemic.

\*A voluntary organization named 'Himicus Angels for Humanity' has provided food relief among 600 people from lower-income communities in Sonatola, Bogura amid the pandemic.

## COVID-19 PANDEMIC

(Last update: 11 September 2021, BST. 1:30 PM)

Bangladesh **1,524,890** Total Confirmed

**1,468,211** Total Recovered

**26,794** Total Deaths

**9,175,912** Total Test

24 Hours

2,588 New cases

3,617 Recovered

58 Deaths

29,541 Test

### Top 10 District by Number of Cases

Dhaka	711828
Sylhet	98552
Chattogram	31938
Khulna	26981
Rajshahi	26922
Cox's Bazar	21497
Faridpur	20625
Kushtia	17504
Munshiganj	12888
Rajbari	10207

### Bottom 10 District by Number of Cases

Lalmoinihat	2656
Nilphamari	4297
Kurigram	4489
Gaibandha	4645
Netrakona	4680
Jamalpur	5016
Chapal Nawabganj	5416
Sunamganj	6002
Habiganj	6258
Naogaon	6285

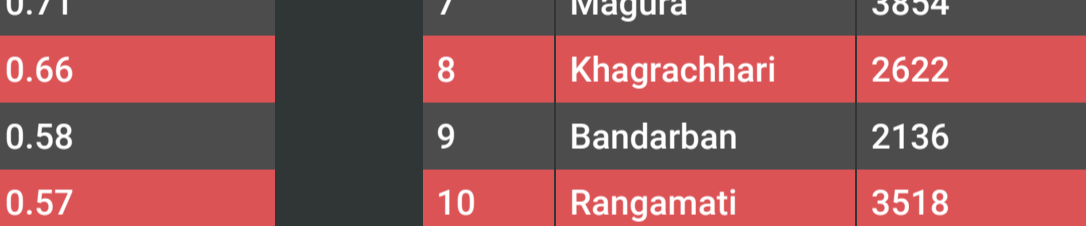
### Top Ten District: Confirmed Cases per 100 people\*

Rank	Top 10 District by Number of Cases	Cumulative Confirmed Cases (Up to 28/08/2021)	Total Cases/100 Population
1	Dhaka	711828	5.16
2	Chattogram	98552	1.10
3	Khulna	26981	1.02
4	Rajshahi	26922	0.90
5	Sylhet	31938	0.72
6	Cox's Bazar	21497	0.72
7	Narayanganj	24688	0.71
8	Jashore	21066	0.66
9	Cumilla	37925	0.58
10	Gazipur	23035	0.57

### Bottom Ten District: Confirmed Cases per 100 people

Rank	Bottom 10 District by Number of Cases	Cumulative Confirmed Cases (Up to 28/08/2021)	Total Cases/100 Population
1	Lalmoinihat	2530	0.17
2	Kurigram	4310	0.17
3	Nilphamari	4136	0.19
4	Sherpur	4298	0.27
5	Panchagarh	3241	0.27
6	Barguna	3544	0.35
7	Magura	3854	0.35
8	Khagrachhari	2622	0.36
9	Bandarban	2136	0.46
10	Rangamati	3518	0.51

### COVID-19 Death Trend (11 September 2020-10 September 2021)



\* The population rate is based on the projected population as of 2021. Source: <https://www.citypopulation.de/en/bangladesh/cities/> Source: IEDCR/ World Health Organization

### Top Twenty Countries: Deaths in per 1M pop. Last update: 11 September 2021, BST. 1:50 PM

Rank	Country	Deaths/ 1M pop	Total Cases	Total Deaths
1	Peru	5,927	2,159,306	198,673
2	Hungary	3,124	814,732	30,086
3	Bosnia and Herzegovina	3,069	220,636	9,995
4	North Macedonia	2,983	182,450	6,214
5	Montenegro	2,853	120,723	1,492
6	Bulgaria	2,826	469,926	19,459
7	Brazil	2,733	20,974,850	585,923
8	San Marino	2,646	5,351	90
9	Argentina	2,479	5,221,809	113,282
10	Colombia	2,436	4,926,772	125,529
11	Slovakia	2,299	398,278	12,558
12	Paraguay	2,215	459,207	16,033
13	Belgium	2,185	1,205,516	25,454
14	Italy	2,151	4,596,558	129,828
15	Slovenia	2,149	275,615	4,469
16	Croatia	2,065	381,946	8,413
17	Georgia	2,047	579,031	8,146
18	Mexico	2,044	3,494,232	266,849
19	USA	2,031	41,741,693	677,017
20	Tunisia	2,019	683,700	24,158

Source: Johns Hopkins University & Worldometer

### South Asian Countries Last update: 11 September 2021, BST. 2:30 PM

Rank	Country	Deaths/1M pop	Total Cases	Total Deaths
1	Sri Lanka	511	480,478	10,995
2	Maldives	411	82,578	227
3	Nepal	367	775,548	10,924
4	India	317	33,208,330	442,350
5	Afghanistan	179	153,981	7,167
6	Bangladesh	161	1,527,215	26,832
7	Pakistan	118	1,201,367	26,662
8	Bhutan	4	2,596	3

Source: Johns Hopkins University & Worldometer

## COVID-19 Vaccinations

Last update: 31 August 2021

### Bangladesh

**184,89,742**

First dose of vaccination


**80,46,469**

Second dose of vaccination

**1075\***

Reports of side effects

### Daily Trend of Vaccinations



### Top Ten District: Vaccinations per 100 people\*

Rank	Top 10 District by Rate	Total Vaccinations (as of 28/08/2021)	Total Vaccinations/100 Population
1	Rangamati	156813	22.73
2	Dhaka	2641846	19.15
3	Bandarban	89101	19.00
4	Rajshahi	533361	17.78
5	Khulna	440907	16.64
6	Khagrachhari	115925	15.71
7	Chandpur	473668	13.88
8	Rangpur	175306	13.50
9	Barisal	371951	13.40
10	Magura	143910	13.19

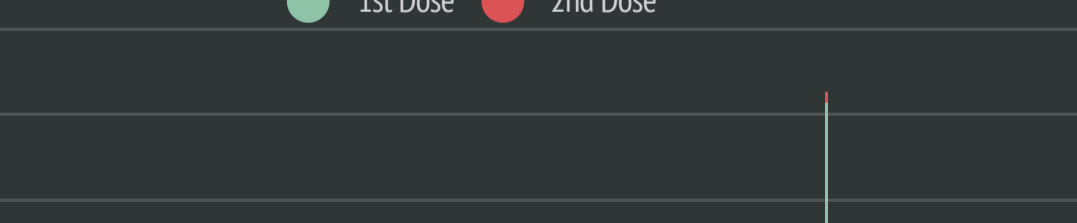
### Bottom Ten District: Vaccinations per 100 people

Rank	Bottom 10 District by Rate	Total Vaccinations (as of 28/08/2021)	Total Vaccinations/100 Population
1	Sirajganj	247625	6.68
2	Gaibandha	201994	6.79
3	Brahmanbaria	252708	6.99
4	Sunamganj	216327	7.00
5	Noakhali	267110	7.03
6	Jamalpur	196178	7.23
7	Cox's Bazar	195228	7.27
8	Narsingdi	217692	7.31
9	Habiganj	193928	7.35
10	Chapal Nawabganj	151565	7.57

### Top Ten District: by Total Vaccinations



### Bottom Ten District: by Total Vaccinations



\* The population rate is based on the projected population as of 2021. Source: <https://www.citypopulation.de/en/bangladesh/cities/> Source: dghs.gov.bd/

### Top Ten Countries: Daily rate of doses administered Last update: 11 September 2021

Rank	Countries	Daily rate of doses administered	Doses administered	Enough for % of people	% of population: given 1+ dose	% of population: fully vaccinated
1	India	7,616,167	730,337,116	26.7	40.3	12.4
2	Mainland China	6,454,714	2,129,833,000	76.1	-	69.3
3	Brazil	1,301,012	111,570,821	20.9	26.3	15.1
4	Indonesia	1,225,972	205,866,758	50	66.9	33.2
5	Japan	1,196,360	141,432,726	56	62.1	50
6	Pakistan	1,010,213	66,456,245	16.2	24.5	10.4
7	Bangladesh	987,566	32,751,434	9.8	12.1	7.6
8	South Korea	732,527	51,555,985	49.9	62.2	37.5
9	U.S.	721,844	378,569,717	59.2	62.9	53.6
10	Turkey	661,160	101,081,488	60.8	61.6	48.1

Source: www.bloomberg.com

### South Asian Countries: Daily rate of doses administered Last update: 11 September 2021

Rank	Countries	Daily rate of doses administered	Doses administered	Enough for % of people	% of population: fully vaccinated	
1	India	7,616,167	730,337,116	26.7	12.4	
2	Pakistan	1,010,213	66,456,245	16.2	10.4	
3	Bangladesh	987,566	32,751,434	9.8	7.6	
4	Afghanistan	389,183	1,979,652	2.7	1.2	
5	Sri Lanka	295,775	23,476,342	53.8	45.8	
6	Nepal	104,024	10,832,033	19	60.2	17.9
7	Maldives	1,376	694,902	93.4	104	82.8
8	Bhutan	1,373	1,045,074	70.1	76.1	64.2

Source: www.bloomberg.com/ ourworlddata

Sources: The Daily Star, The Daily Prothom Alo, The Daily Ittefaq, The Daily New Age, The Daily Jugantor, The Daily Bangladesh Observer, Bangladnews24.com, Bdnews24.com, Dhaka Tribune, Bangla Tribune, The Daily Purbokone, The Daily Karatoa, Sylhet Dak, Aker Barta (Barisal), Aker Mymensingh, Dainik Purbanchal (Khulna), Cox's Bazar News, The Daily Samakal, Cox's Bazar Journal, Teknaf News, Ukhia News, DBC, BTV, Maasranga, Channel 1.