

Covid19graphics 39

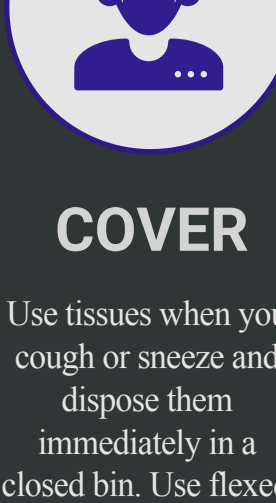
10 July 2021

COVID-19 Prevention Tips



WASH

Wash your hands frequently using soap for at least 20 seconds or sanitise them using alcohol-based handrub.



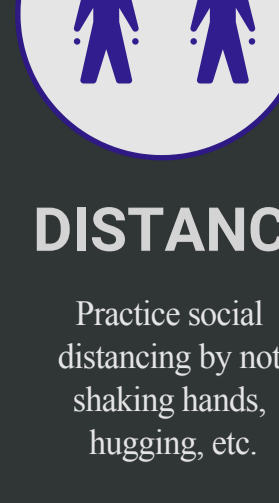
COVER

Use tissues when you cough or sneeze and dispose them immediately in a closed bin. Use flexed-elbow if tissue is unavailable.



AVOID

Avoid touching your mouth, eyes and nose, especially after contact with any surface.



DISTANCE

Practice social distancing by not shaking hands, hugging, etc.



ISOLATE

Stay at home if you become ill and help prevent its spread.

Covid-19 Related Incident Mapping in Bangladesh

Update: 1 March 2020- 6 Jul 2021

Protests Associated with COVID-19 (29 March'20- 6 July'21)



365
Total Incidents



Protest

19%

Demand for Relief/Aid/Food Related Protests/Government Intervention

23%

Protests over Lockdown for Accountability, against proposed budget, against Hike in Bus fares, for Reopening

11%

Protests for proper medical equipment/ against mismanagement in Health sector

5%

Protest for the Waiver of Rents/Tuition Fees

27%

Protests for Unpaid Salaries and Eid Bonuses

3%

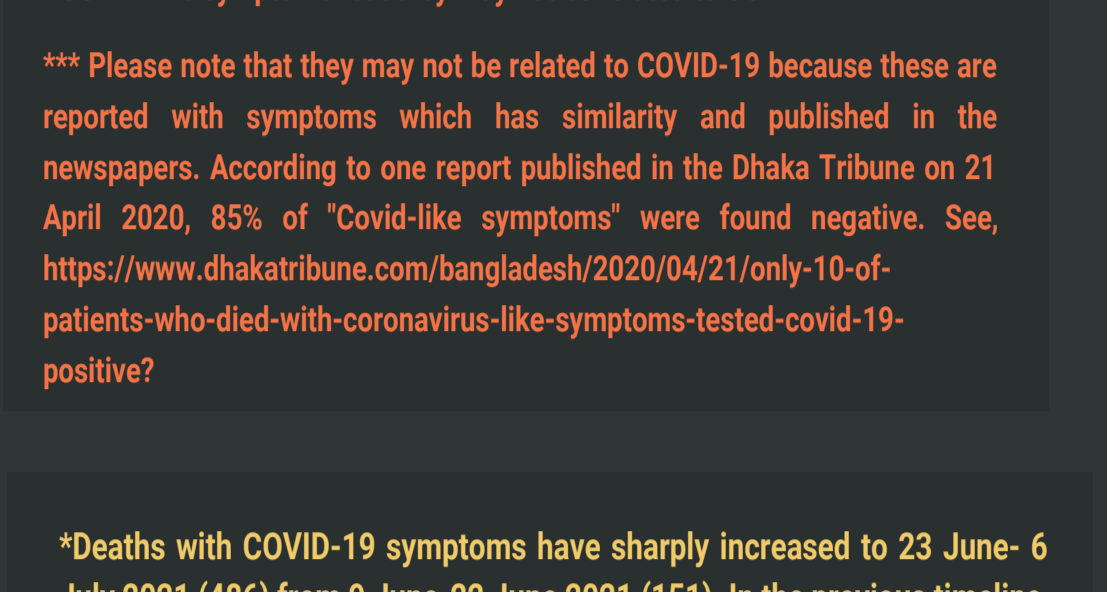
Protests Against Irregularities in Relief/Aid/Food Distribution

11%

Protest against Lay-off/Closure and Pay Cuts

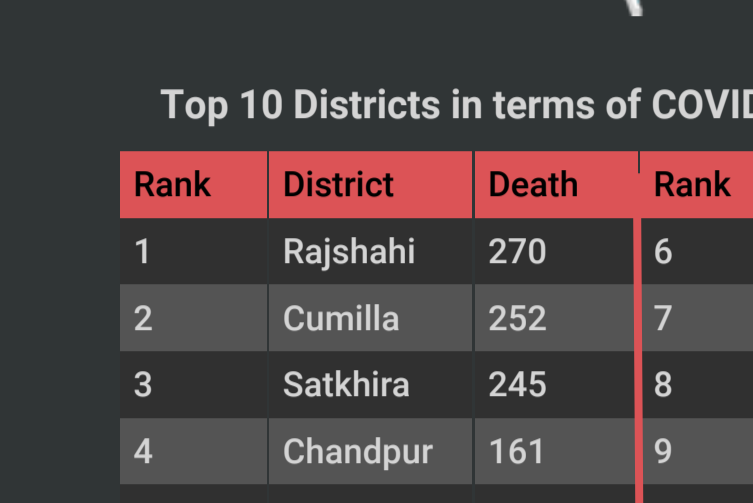
*One (1) protest related to the COVID-19 pandemic was recorded from 23 June 2021 to 6 July 2021.
*Garment Workers organized a peaceful protest in the capital's Motijheel area on the demand of paying their impending monthly salary that the garments authorities were stalling around for months amid the pandemic. See at Prothom Alo, 29 June 2021, pg-12

Trend



2450	489
Male	Female

2,939
Total Deaths



COVID-like Symptoms***

** Please note that several duplications in the information retrieved from the secondary sources were identified. After re-tracing each case, the duplications were removed. Again, the current data suggests the reported "COVID-like symptoms" but they may not be related to COVID-19.

*** Please note that they may not be related to COVID-19 because these are reported with symptoms which has similarity and published in the newspapers. According to one report published in the Dhaka Tribune on 21 April 2020, 85% of "Covid-like symptoms" were found negative. See, <https://www.dhakatribune.com/bangladesh/2020/04/21/only-10-of-covid-like-symptoms-tested-covid-19-positive>

Top 10 Districts in terms of COVID-like Symptoms Death

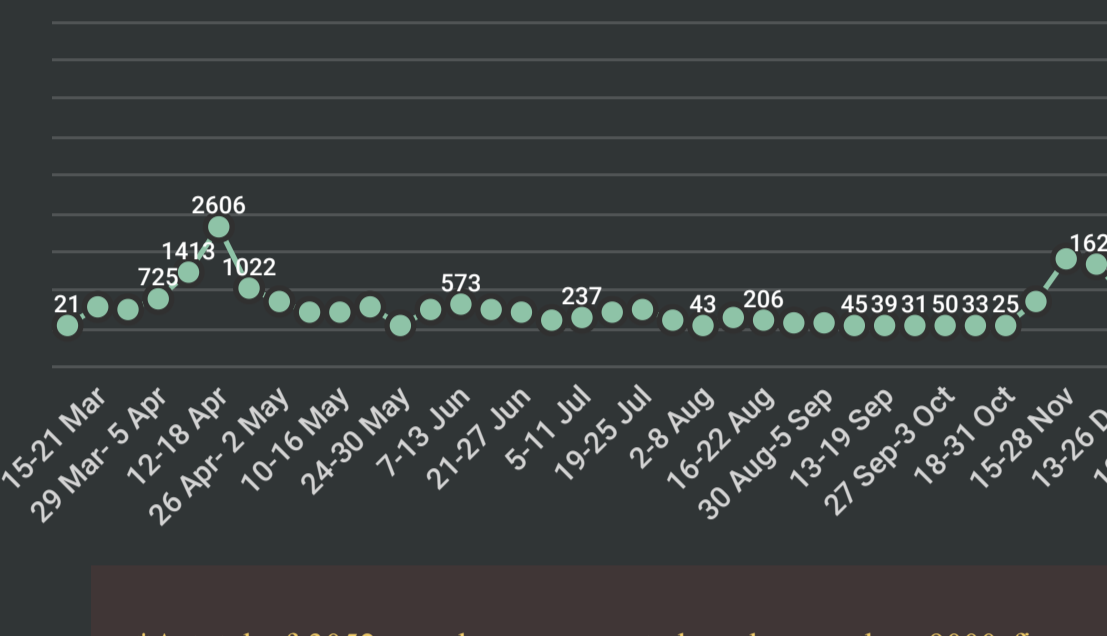
Rank	District	Death	Rank	District	Death
1	Rajshahi	270	6	Chattogram	104
2	Cumilla	252	7	Barishal	98
3	Satkhira	245	8	Bogura	92
4	Chandpur	161	9	Dhaka	71
5	Khulna	149	10	Faridpur	71

*Deaths with COVID-19 symptoms have sharply increased to 23 June- 6 July 2021 (486) from 9 June-22 June 2021 (151). In the previous timeline, the area of deaths was centred in Rajshahi and Khulna, but in the later timeline, deaths in the Mymensingh and Dhaka divisions have also increased significantly.

Major Reasons of Fine/Penalty



Daily Trend (Number of Individuals Fined/ Penalized)



4,008
Arrest

36,238
Total Fine/Penalty



Fine/ Penalty/ Punishment

Report on Fear related to COVID-19 (30 May'20 - 6 July'21)



2,055
News Reports



Fear**

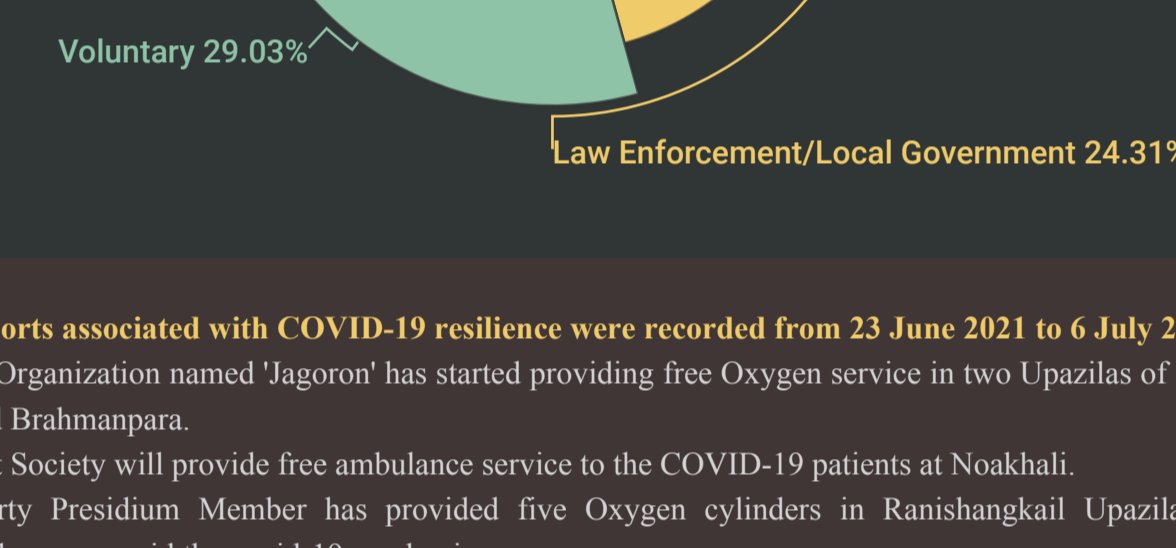
Media coverage of the COVID-19 pandemic which evokes fear in the minds of the people. 56 news reports associated with fear related to the COVID-19 virus were recorded from 23 June 2021 to 6 July 2021. Some key reports include;

*In the last ten days, 613 policemen infected with the covid-19 virus across the country amid the pandemic and a total of 98 police officials died of the covid-19 virus as well.

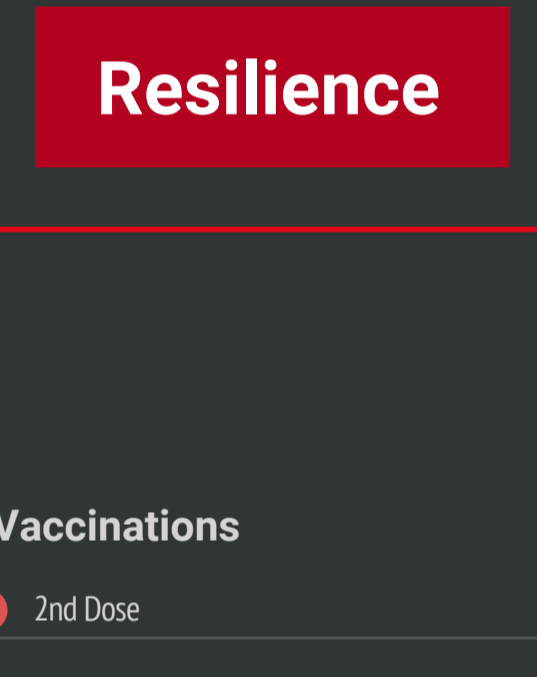
*The Health Department said that there are no beds empty in the Intensive Care Units for coronavirus patients in five Covid-19 dedicated hospitals in Dhaka.

*According to a report released by the World Health Organization (WHO), forty districts, out of 64, are at very high-risk zones in Bangladesh as daily caseload and deaths from deadly coronavirus is rising rapidly.

Resilience by Actors



3,129
Reported incidents



Resilience

* 32 news reports associated with COVID-19 resilience were recorded from 23 June 2021 to 6 July 2021.

*A voluntary Organization named 'Jagoron' has started providing free Oxygen service in two Upazilas of Cumilla, Bangladesh and Brahmanbaria.

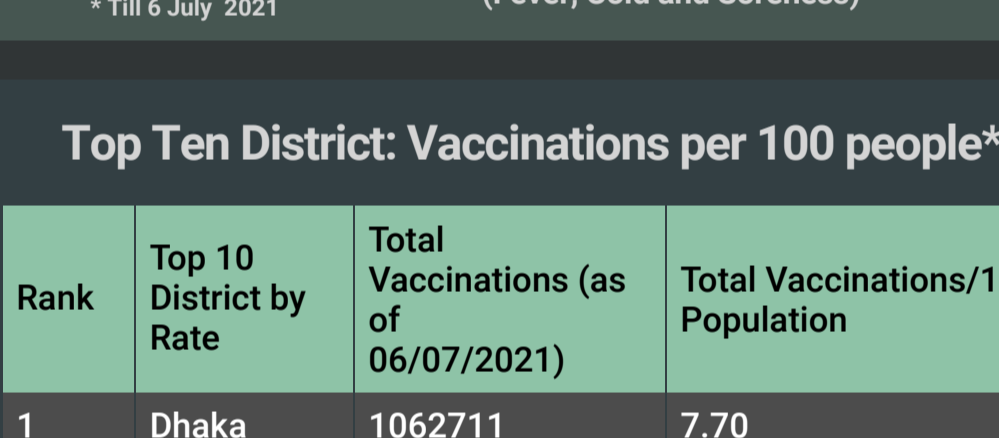
*Red Crescent Society will provide free ambulance service to the COVID-19 patients at Noakhali.

*A Jatiya Party Presidium Member has provided five Oxygen cylinders in Ranishangkail Upazila Health Complex, Thakurgaon amid the covid-19 pandemic.

*A freedom fighter distributed 500 face masks among the people at Morrelganj, Bagerhat.

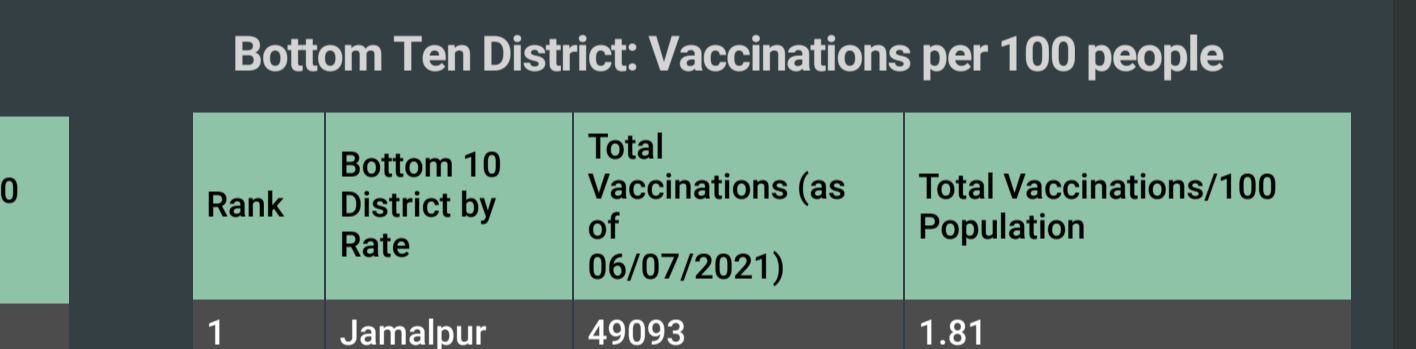
COVID-19 Vaccinations

Last update: 6 July 2021



* Till 6 July 2021

Daily Trend of Vaccinations



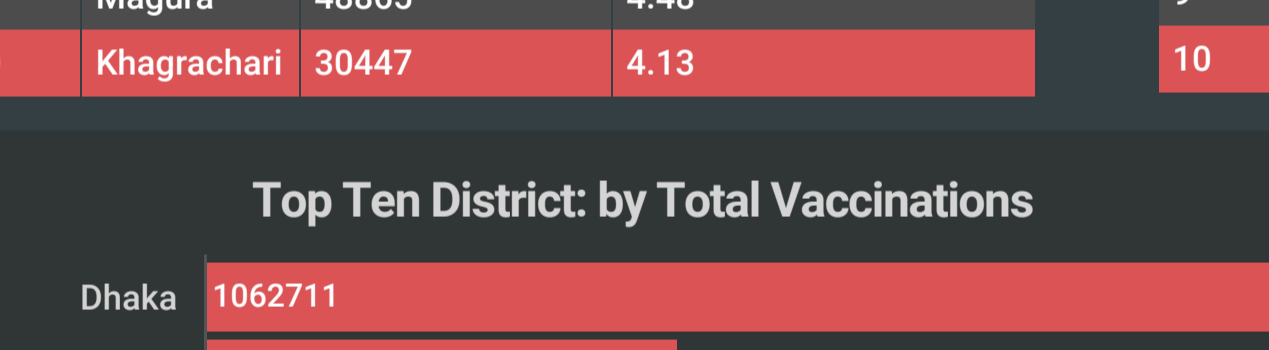
Top Ten District: Vaccinations per 100 people*

Rank	Top 10 District by Rate	Total Vaccinations (as of 06/07/2021)	Total Vaccinations/100 Population
1	Dhaka	1062711	7.70
2	Khulna	179810	6.79
3	Rajshahi	160404	5.35
4	Chittagong	465849	5.18
5	Rangpur	171324	4.98
6	Rangamati	33212	4.81
7	Bandarban	21335	4.55
8	Chuadanga	58925	4.54
9	Magura	48865	4.48
10	Khagrachari	30447	4.13

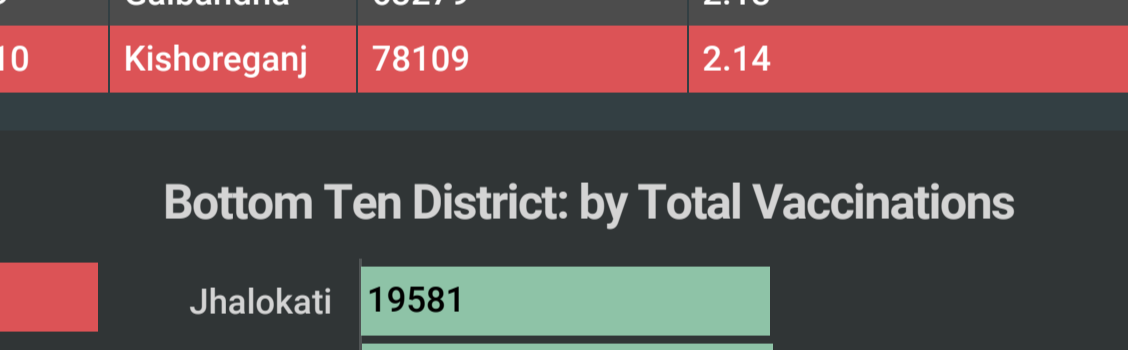
Bottom Ten District: Vaccinations per 100 people

Rank	Bottom 10 District by Rate	Total Vaccinations (as of 06/07/2021)	Total Vaccinations/100 Population
1	Jamalpur	49093	1.81
2	Kurigram	46536	1.89
3	Brahmanbaria	69078	1.91
4	Narsingdi	52329	1.95
5	Sunamganj	61877	2.00
6	Chandpur	60927	2.08
7	Netrakona	58613	2.13
8	Sherpur	34176	2.12
9	Gaibandha	63279	2.13
10	Kishoreganj	78109	2.14

Top Ten District: by Total Vaccinations



Bottom Ten District: by Total Vaccinations



* The population rate is based on the projected population as of 2021. Source: <https://www.citypopulation.de/en/bangladesh/cities/> Source: dghs.gov.bd/

Top Ten Countries: Daily rate of doses administered

Last update: 10 July 2021

Rank	Countries	Daily rate of doses administered	Doses administered	Enough for % of people	% of population: given 1+ dose	% of population: fully vaccinated
1	Mainland China	12,868,143	1,354,226,000	48.4	-	-
2	India	4,022,233	372,255,786	13.6	21.8	5.1
3	Japan	1,585,893	57,350,224	22.7	28.6	16.9
4	Brazil	1,290,299	111,887,812	26.8	39.8	14.1
5	Indonesia	869,694	51,009,143	9.6	13.5	5.6
6	Turkey	743,766	57,100,937	34.3	45.1	20.2
7	Russia	700,000	45,000,000	15.3	20.4	10.2
8	Germany	687,917	80,596,825	48.5	58	41.5
9	U.S.	593,848	332,966,409	52	55.3	47.8
10	France	572,399	59,808,536	46.1	54.9	41.4
108	Bangladesh	7,228	10,215,638	3.1	3.6	2.6

Source: www.bloomberg.com

South Asian Countries: Daily rate of doses administered

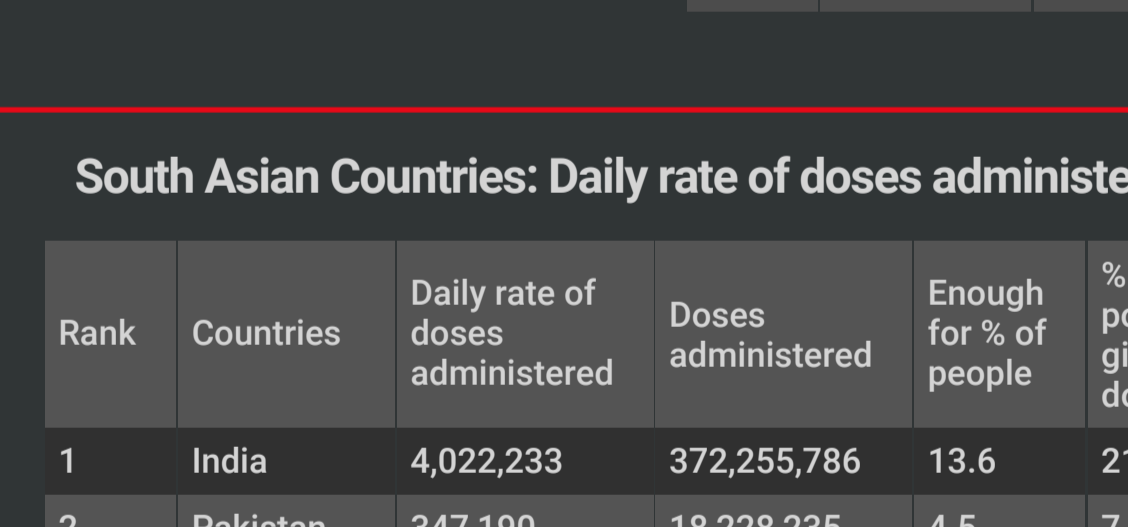
Last update: 10 July 2021

Rank	Countries	Daily rate of doses administered	Doses administered	Enough for % of people	% of population: given 1+ dose	% of population: vaccinated
1	India	4,022,233	372,255,786	13.6	21.8	5.1
2	Pakistan	347,190	18,228,235	4.5	7.2	1.7
3	Sri Lanka	97,254	4,374,067	10	14.2	-
4	Nepal	11,312	3,232,604	5.7	8.8	2.6
5	Afghanistan	7,839	934,463	1.3	2	0.5
6	Bangladesh	7,228	10,215,638	3.1	3.6	2.6
7	Maldives	1,582	517,333	69.5	85.4	53.7
8	Bhutan	162	486,126	32.6	65.1	-

Source: www.bloomberg.com/ourworldindata

COVID-19 PANDEMIC

(Last update: 10 July 2021, BST: 2:30 PM)



Top 10 District by Number of Cases

Dhaka	538126
Chittagong	61417
Khulna	16871
Faridpur	13788
Rajshahi	18770
Rajbari	5764
Jessore	13818
Cox's Bazar	12797
Narayanganj	14610
Gopalganj	5474

Bottom 10 District by Number of Cases

Panchagarh	1254
Lalmonirhat	1685
Sherpur	1798
Netrakona	1799
Kurigram	2012
Bilphamari	2083
Bhola	2100
Gaibandha	2147
Subangani	2897
Sunamganj	3047

Top Ten District: Confirmed Cases per 100 people*

Rank	Top 10 District by Number of Cases	Cumulative Confirmed Cases (Up to 06/07/2021)	Total Cases/100 Population
1	Dhaka	538126	3.90
2	Chittagong	61417	0.68
3	Rajshahi	18770	0.63
4	Sylhet	17672	0.40
5	Khulna	16871	0.64
6	Comilla	15234	0.23
7	Bogra	14909	0.38
8	Narayanganj	14610	0.42
9	Jessore	13818	0.43
10	Faridpur	13788	0.63

Bottom Ten District: Confirmed Cases per 100 people

Rank	Bottom 10 District by Number of Cases	Cumulative Confirmed Cases (Up to 06/07/2021)	Total Cases/100 Population
1	Netrakona	1799	0.07
2	Kurigram	2012	0.08
3	Panchagarh	1254	0.11
4	Sherpur	1798	0.11
5	Lalmonirhat	1685	0.11
6	Barguna	1571	0.16
7	Magura	1794	0.16
8	Khagrachari	1271	0.17
9	Bandarban	1123	0.24
10	Rangamati	1821	0.26

COVID-19 Death Trend (10 July 2020-9 July 2021)



* The population rate is based on the projected population as of 2021. Source: <https://www.citypopulation.de/en/bangladesh/cities/> Source: IEDCR/ World Health Organization

South Asian Countries

Last update: 10 July 2021, BST: 2:30 PM

Rank	Country	Deaths/1M pop	Total Cases	Total Deaths
1	Maldives	387	74,903	213
2	Nepal	315	652,859	9,340
3	India	292	30,795,716	407,173
4	Sri Lanka	160	271,483	3,434
5	Afghanistan	142	132,777	5,638
6	Pakistan	100	971,304	22,555
7	Bangladesh	96	1,000,543	16,004
8	Bhutan	1	2,258	1

Source: Johns Hopkins University & Worldometer

Top Twelve Countries: Deaths in per 1M pop.

Last update: 10 July 2021, BST: 2:50 PM

Rank	Country	Deaths/ 1M pop	Total Cases	Total Deaths
1	Peru	5,804	2,076,430	194,084
2	Hungary	3,114	808,537	