

Covid19graphics 40

8 August 2021

COVID-19 Prevention Tips



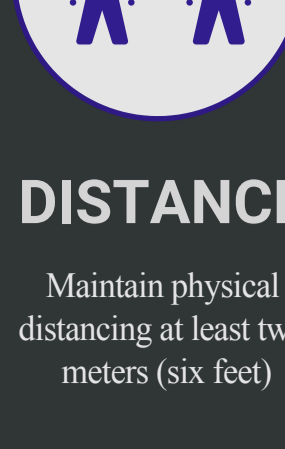
MASK

Wear a mask in any public place and in an office room



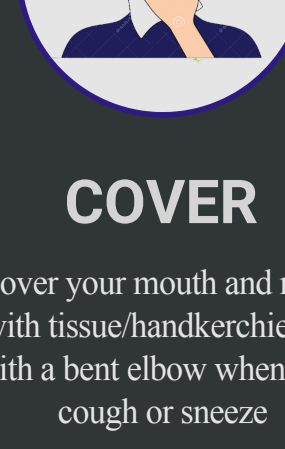
WASH

Frequently wash your hands with soap and water for at least 20 sec



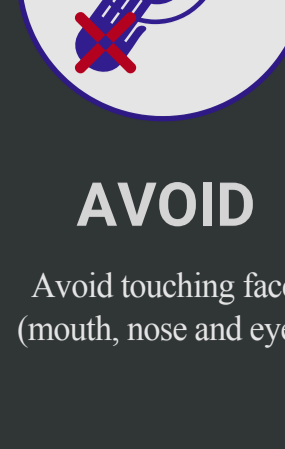
DISTANCE

Maintain physical distancing at least two meters (six feet)



COVER

Cover your mouth and nose with tissue/handkerchief or with a bent elbow when you cough or sneeze



AVOID

Avoid touching face (mouth, nose and eyes)



AVOID

Avoid mass gatherings

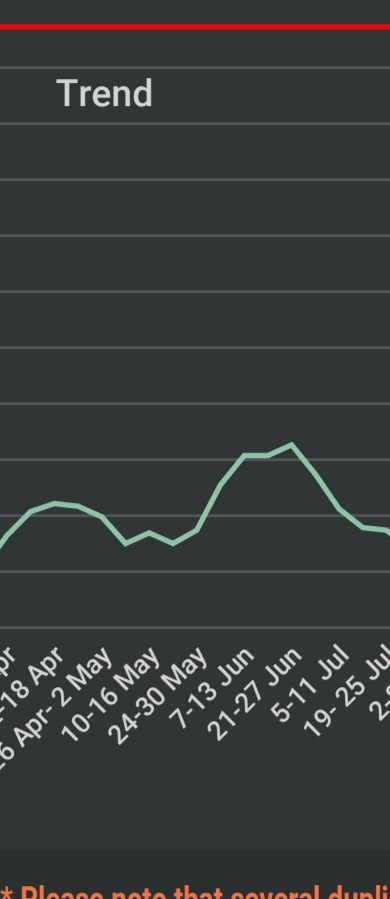
Covid-19 Related Incident Mapping in Bangladesh

Update: 1 March 2020- 3 Aug 2021

Protests Associated with COVID-19 (29 March'20- 3 August'21)



371
Total Incidents



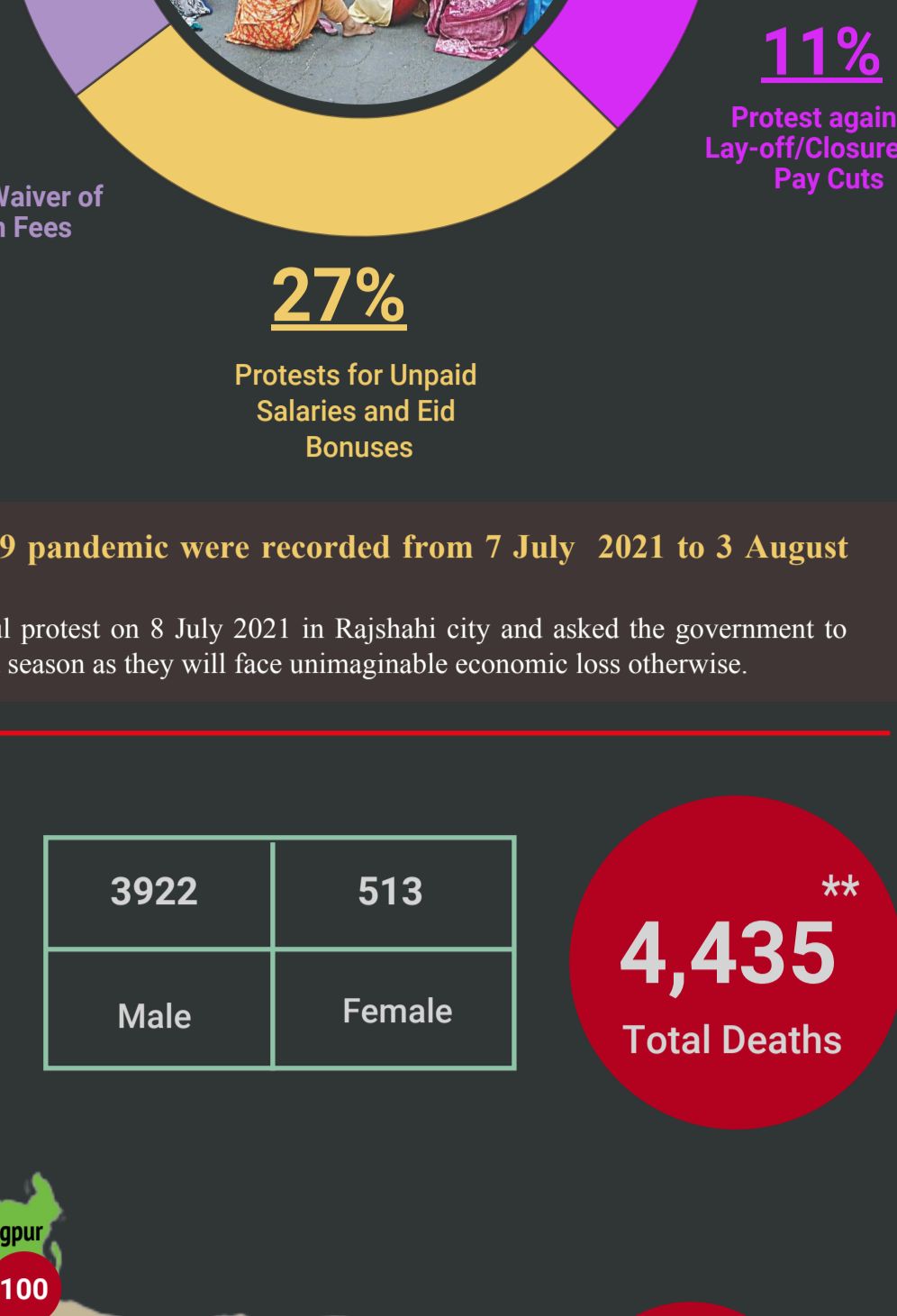
Protest

19%

Demand for Relief/Aid/Food Related Protests/Government Intervention

23%

Protests over Lockdown Rules, for Accountability, against proposed budget, against Hike in Bus fares, for Reopening



3%

Protests Against Irregularities in Relief/Aid/Food Distribution

11%

Protests for proper medical equipment/ against mismanagement in Health sector

5%

Protest for the Waiver of Rents/Tuition Fees

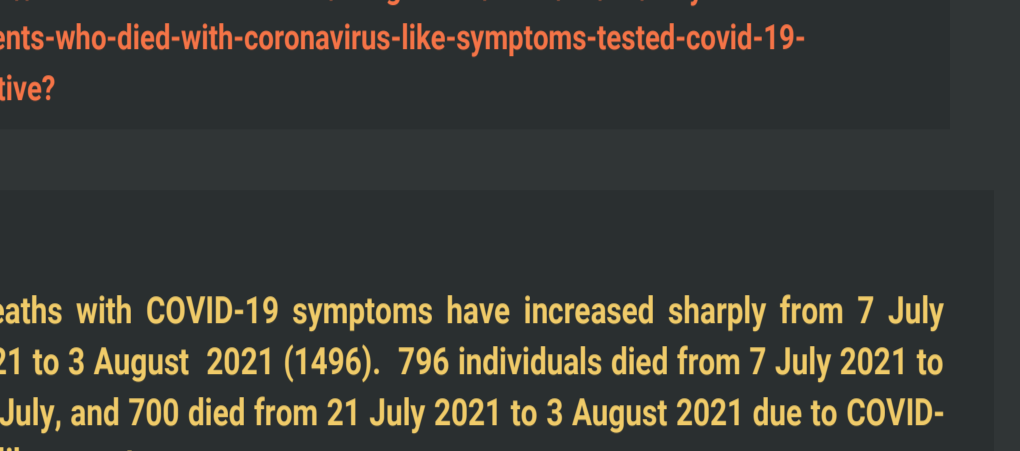
27%

Protests for Unpaid Salaries and Eid Bonuses

*Six (6) protests related to the COVID-19 pandemic were recorded from 7 July 2021 to 3 August 2021.

*Apparel businessmen have brought out a peaceful protest on 8 July 2021 in Rajshahi city and asked the government to allow them to open markets and shops amid the Eid season as they will face unimaginable economic loss otherwise.

Trend



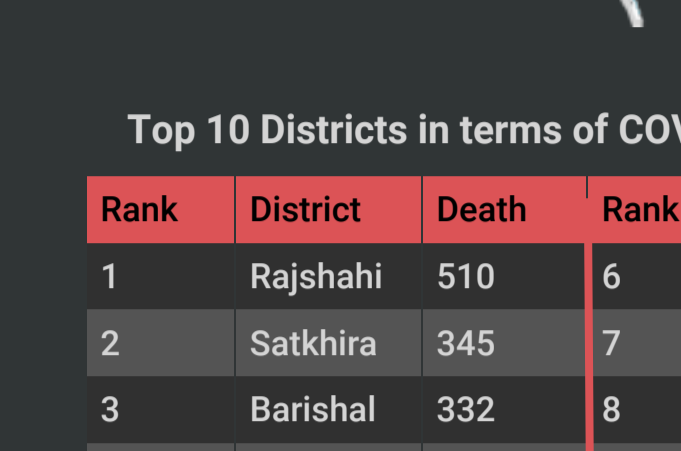
796
700
486
151

** Please note that several duplications in the information retrieved from the secondary sources were identified. After re-tracing each case, the duplications were removed. Again, the current data suggests the reported 'COVID-like symptoms' but they may not be related to COVID-19.

*** Please note that they may not be related to COVID-19 because these are reported with symptoms which has similarity and published in the newspapers. According to one report published in the Dhaka Tribune on 21 April 2020, 85% of 'Covid-like symptoms' were found negative. See, <https://www.dhakatribune.com/bangladesh/2020/04/21/only-10-of-patients-who-died-with-coronavirus-like-symptoms-tested-covid-19-positive?>

*Deaths with COVID-19 symptoms have increased sharply from 7 July 2021 to 3 August 2021 (1496). 796 individuals died from 7 July 2021 to 20 July, and 700 died from 21 July 2021 to 3 August 2021 due to COVID-19 like symptoms.

4,435
Total Deaths



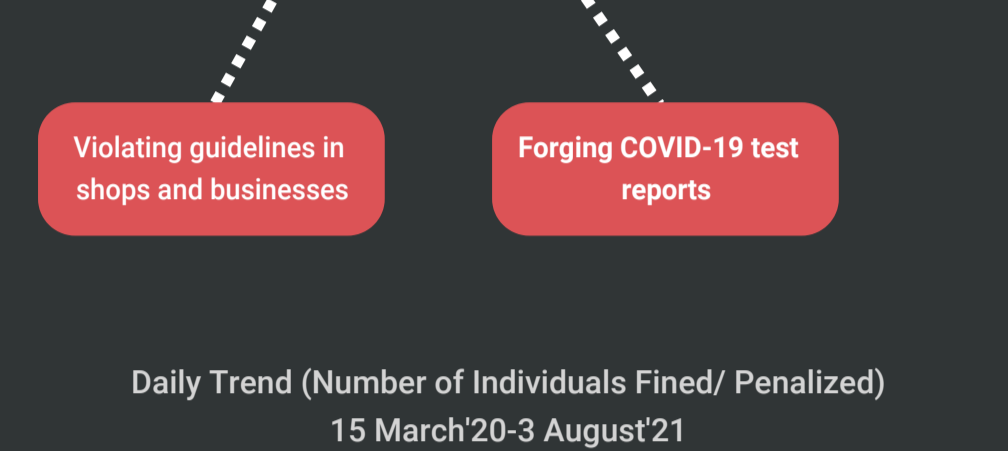
| | |
|------|--------|
| 3922 | 513 |
| Male | Female |

COVID-like Symptoms***

Top 10 Districts in terms of COVID-like Symptoms Death

| Rank | District | Death | Rank | District | Death |
|------|----------|-------|------|------------|-------|
| 1 | Rajshahi | 510 | 6 | Mymensingh | 245 |
| 2 | Satkhira | 345 | 7 | Chandpur | 216 |
| 3 | Barishal | 332 | 8 | Khulna | 183 |
| 4 | Bogura | 285 | 9 | Faridpur | 153 |
| 5 | Cumilla | 252 | 10 | Chattogram | 116 |

Major Reasons of Fine/Penalty

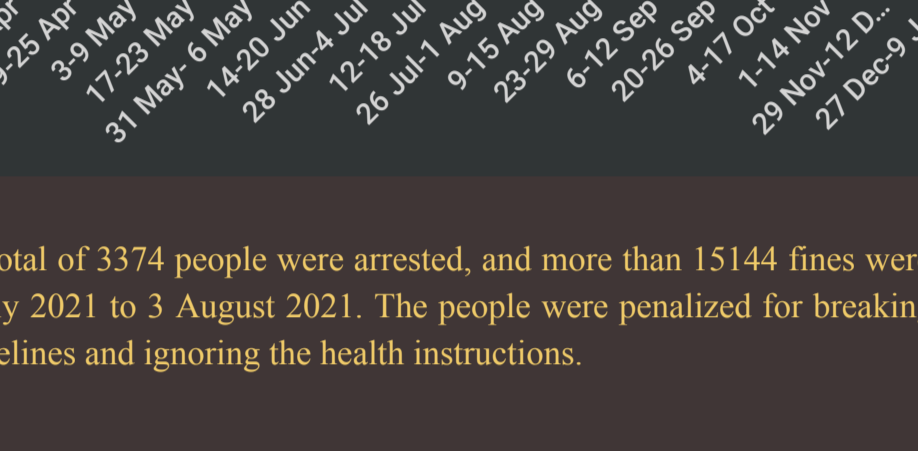


By Actors



Daily Trend (Number of Individuals Fined/ Penalized)

15 March'20-3 August'21



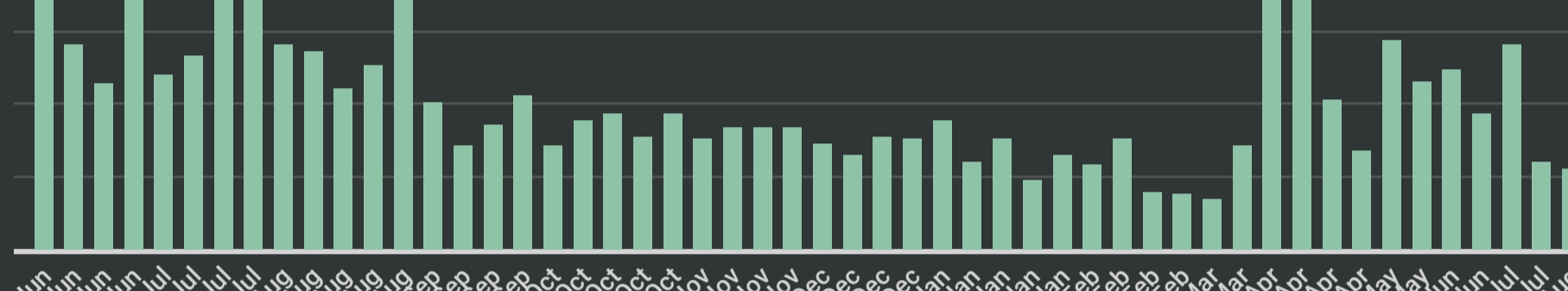
7,382
Arrest

36,238
Total Fine/Penalty

*A total of 3374 people were arrested, and more than 15144 fines were awarded from 7 July 2021 to 3 August 2021. The people were penalized for breaking the lockdown guidelines and ignoring the health instructions.

Fine/ Penalty/ Punishment

Report on Fear related to COVID-19 (30 May'20 - 3 August'21)



2,101
News Reports

Media coverage of the COVID-19 pandemic which evokes fear in the minds of the people. 46 news reports associated with fear related to the COVID-19 were recorded from 7 July 2021 to 3 August 2021. Some key reports include:

*Deaths with COVID-19 symptoms are rising at an alarming rate across the country; the number is dominant in villages.

*Bangladesh has reported its deadliest week yet in the fight against the coronavirus pandemic with nearly 1,500 deaths and more than 83,000 cases in the past seven days. A total of 1,480 deaths have been reported in the seven days to 17 July 2021, up by 15.90% from the previous week, according to figures by the Directorate General of Health Services.

*The world is currently in the early stages of the third wave of the corona, said the director-general of the World Health Organization (WHO).

Fear**

Resilience by Actors



3,220
Reported incidents

* 91 news reports associated with COVID-19 resilience were recorded from 7 July 2021 to 3 August 2021.

*The Bangladesh University of Engineering and Technology (BUET) developed a device called 'OxyJet', to ensure a high flow of oxygen to COVID-19 patients without any electricity supply. The Directorate General of Drug Administration (DGDA) has approved it.

*Abul Khasem Industrial Group has provided ten oxygen cylinders to the Kahlao Uparila Sadar Health Complex for the purpose of Covid-19 patient treatment amid the pandemic.

*A group of US-based Bangladeshi Immigrants (doctors) send 200 ICU ventilator machines for Bangladesh amid the outbreak of the second wave of the pandemic.

*The prime minister announced five more stimulus packages worth Taka 3,200 crore to help low-income people hit hard by the ongoing restrictions imposed to check Coronavirus transmission further.

Resilience

COVID-19 Vaccinations

Last update: 6 August 2021

Bangladesh

96,97,417
First dose of vaccination

43,92,561
Second dose of vaccination

1014*
Reports of side effects
(Fever, Cold and Soreness)

* Till 3 August 2021

Daily Trend of Vaccinations



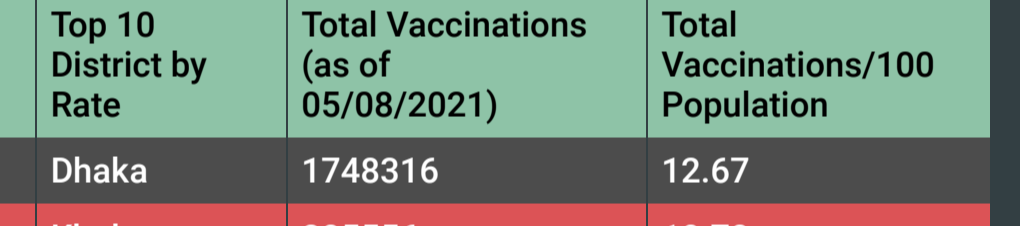
Top Ten District: Vaccinations per 100 people*

| Rank | Top 10 District by Rate | Total Vaccinations (as of 05/08/2021) | Total Vaccinations/100 Population |
|------|-------------------------|---------------------------------------|-----------------------------------|
| 1 | Dhaka | 1748316 | 12.67 |
| 2 | Khulna | 285556 | 10.78 |
| 3 | Rajshahi | 268290 | 8.94 |
| 4 | Chattogram | 783216 | 8.71 |
| 5 | Rangamati | 54977 | 7.97 |
| 6 | Bandarban | 36949 | 7.88 |
| 7 | Magura | 83851 | 7.69 |
| 8 | Chudanga | 97377 | 7.50 |
| 9 | Rangpur | 249075 | 7.24 |
| 10 | Khagrachari | 52534 | 7.12 |

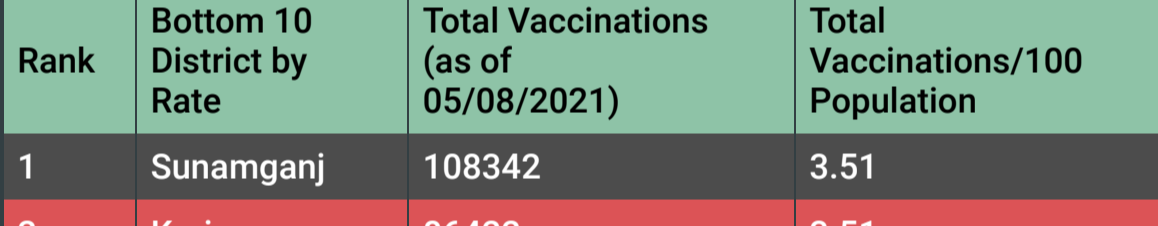
Bottom Ten District: Vaccinations per 100 people

| Rank | Bottom 10 District by Rate | Total Vaccinations (as of 05/08/2021) | Total Vaccinations/100 Population |
|------|----------------------------|---------------------------------------|-----------------------------------|
| 1 | Sunamganj | 108342 | 3.51 |
| 2 | Kurigram | 86422 | 3.51 |
| 3 | Sirajganj | 130634 | 3.52 |
| 4 | Gaibandha | 105619 | 3.55 |
| 5 | Narsingdi | 97458 | 3.63 |
| 6 | Brahmanbaria | 131622 | 3.64 |
| 7 | Habiganj | 99242 | 3.76 |
| 8 | Netrakona | 106096 | 3.85 |
| 9 | Kishoreganj | 140498 | 3.85 |
| 10 | Bhola | 80125 | 3.90 |

Top Ten District: by Total Vaccinations



Bottom Ten District: by Total Vaccinations



* The population rate is based on the projected population as of 2021. Source: <https://www.citypopulation.de/en/bangladesh/cities/> Source: dghs.gov.bd/

Top Ten Countries: Daily rate of doses administered

Last update: 8 August 2021

| Rank | Countries | Daily rate of doses administered | Doses administered | Enough for % of people | % of population: given 1+ dose | % of population: fully vaccinated |
|------|----------------|----------------------------------|--------------------|------------------------|--------------------------------|-----------------------------------|
| 1 | Mainland China | 17,197,857 | 1,757,780,000 | 62.8 | 44.4 | 15.9 |
| 2 | India | 5,565,503 | 506,218,296 | 18.5 | 28.8 | 8.2 |
| 3 | Japan | 2,269,209 | 99,651,092 | 39.5 | 46 | 32.9 |
| 4 | Brazil | 1,426,282 | 149,469,803 | 36.6 | 52 | 21.1 |
| 5 | Pakistan | 954,710 | 36,331,025 | 8.9 | 14.1 | 3.6 |
| 6 | Indonesia | 783,013 | 73,492,875 | 13.8 | 18.7 | 8.8 |
| 7 | Mexico | 739,529 | 70,808,386 | 27.8 | 39.2 | 21 |
| 8 | U.S. | 712,389 | 350,627,188 | 54.8 | 58.5 | 50.1 |
| 9 | Malaysia | 650,779 | 23,608,290 | 36.2 | 47.1 | 25.3 |
| 10 | Russia | 579,461 | 66,216,817 | 22.6 | 25.9 | 18.4 |
| 29 | Bangladesh | 264,332 | 14,699,590 | 4.4 | 6.1 | 2.7 |

Source: www.bloomberg.com

South Asian Countries: Daily rate of doses administered

Last update: 8 August 2021

| Rank | Countries | Daily rate of doses administered | Doses administered | Enough for % of people | % of population: given 1+ dose | % of population: fully vaccinated |
|------|-------------|----------------------------------|--------------------|------------------------|--------------------------------|-----------------------------------|
| 1 | India | 5,565,503 | 506,218,296 | 18.5 | 28.8 | 8.2 |
| 2 | Pakistan | 954,710 | 36,331,025 | 8.9 | 14.1 | 3.6 |
| 3 | Sri Lanka | 315,166 | 13,456,322 | 30.9 | 49.4 | 12.3 |
| 4 | Bangladesh | 264,332 | 14,699,590 | 4.4 | 6.1 | 2.7 |
| 5 | Nepal | 223,823 | 6,611,076 | 11.6 | 15.5 | 7.8 |
| 6 | Bhutan | 67,826 | 963,652 | 64.7 | 68.2 | - |
| 7 | Afghanistan | 15,209 | 1,442,250 | 1.9 | 2.1 | 1.8 |
| 8 | Maldives | 2,414 | 604,808 | 81.3 | 87.7 | 74.9 |

Source: www.bloomberg.com / [ourworldindata](https://ourworldindata.org/)

COVID-19 PANDEMIC

(Last update: 8 August 2021, BST, 1:30 PM)

Bangladesh 1,343,396
Total Confirmed

1,186,120
Total Recovered

22,411
Total Deaths

8,075,427
Total Test

24 Hours

8,136 New cases | **16,383 Recovered** | **261 Deaths**

31,714 Test

Top 10 District by Number of Cases

| | |
|-------------|--------|
| Dhaka | 651147 |
| Chittagong | 87374 |
| Khulna | 24410 |
| Faridpur | 18485 |
| Rajshahi | 24843 |
| Rajbari | 9189 |
| Kushtha | 15455 |
| Cox's Bazar | 18727 |
| Jessore | 19450 |
| Sylhet | 26729 |

Bottom 10 District by Number of Cases

| | |
|-------------|------|
| Lalmonirhat | 2356 |
| Kurigram | 3845 |
| Netrakona | 3852 |
| Nilgahamari | 3853 |
| Gaibandha | 4028 |
| Jamalpur | 4537 |
| Bhola | 4570 |
| Sunamganj | 5003 |
| Habiganj | 5226 |
| Naogaon | 6017 |

Top Ten District: Confirmed Cases per 100 people*

| Rank | Top 10 District by Number of Cases | Cumulative Confirmed Cases (Up to 05/08/2021) | Total Cases/100 Population |
|------|------------------------------------|---|----------------------------|
| 1 | Dhaka | 651147 | 4.72 |
| 2 | Chattogram | 87374 | 0.97 |
| 3 | Cumilla | 31960 | 0.49 |
| 4 | Sylhet | 26729 | 0.61 |
| 5 | Rajshahi | 24843 | 0.83 |
| 6 | Khulna | 24410 | 0.92 |
| 7 | Narayanganj | 20773 | 0.60 |
| 8 | Gazipur | 19645 | 0.49 |
| 9 | Jashore | 19450 | 0.61 |
| 10 | Bogura | 19371 | 0.50 |

Bottom Ten District: Confirmed Cases per 100 people

| Rank | Bottom 10 District by Number of Cases | Cumulative Confirmed Cases (Up to 05/08/2021) | Total Cases/100 Population |
|------|---------------------------------------|---|----------------------------|
| 1 | Netrakona | 3852 | 0.14 |
| 2 | Kurigram | 3845 | 0.16 |
| 3 | Lalmonirhat | 2356 | 0.16 |
| 4 | Sherpur | 3769 | 0.23 |
| 5 | Panchagarh | 2947 | 0.25 |
| 6 | Magura | 3388 | 0.31 |
| 7 | Barguna | 3199 | 0.32 |
| 8 | Khagrachari | 2376 | 0.32 |
| 9 | Bandarban | 1911 | 0.41 |
| 10 | Rangamati | 3109 | 0.45 |

COVID-19 Death Trend (6 August 2020- 3 August 2021)



* The population rate is based on the projected population as of 2021. Source: <https://www.citypopulation.de/en/bangladesh/cities/> Source: [WHO](https://www.who.int/)

Top Twenty Countries: Deaths in per 1M pop.

Last update: 8 August 2021, BST, 1:50 PM

| Rank | Country | Deaths/ 1M pop | Total Cases | Total Deaths |
|------|------------------------|----------------|-------------|--------------|
| 1 | Peru | 5,881 | 2,124,128 | 196,873 |
| 2 | Hungary | 3,118 | 809,855 | 30,033 |
| 3 | Bosnia and Herzegovina | 2,974 | 206,106 | 9,691 |
| 4 | Bulgaria | 2,649 | 427,873 | 18,252 |
| 5 | San Marino | 2,646 | 5,147 | 90 |
| 6 | North Macedonia | | | |